

SUPPLEMENTARY INFORMATION

Executive

5 November 2018

Agenda Item Number	Page	Title
6.	Pages 1 - 196	2018 District Sports Study Playing Pitch Strategy Background Paper

If you need any further information about the meeting please contact Natasha Clark, Democratic and Elections natasha.clark@cherwellandsouthnorthants.gov.uk, 01295 221589

This page is intentionally left blank

CHERWELL DISTRICT COUNCIL

OPEN SPACE, SPORT AND RECREATION
ASSESSMENT AND STRATEGIES

Part 3:
Playing Pitch Strategy

Final Report

October 2018



Nortoft Partnerships Limited
The Old Barn, Nortoft Cottage, Nortoft, Guilsborough, Northamptonshire, NN6 8QB
Tel: 01604 586526
Email: info@nortoft.co.uk Web: www.nortoft.co.uk

TABLE OF CONTENTS

INTRODUCTION	4
SECTION 1: A PITCH STRATEGY FOR CHERWELL	6
SECTION 2: ARTIFICIAL GRASS PITCHES	12
SECTION 3: FOOTBALL	33
SECTION 4: CRICKET	86
SECTION 5: RUGBY UNION	109
SECTION 6: HOCKEY	137
SECTION 7: DELIVERING THE STRATEGY	162
SECTION 8: PRIORITIES FOR ACTION	166
SECTION 9: SUMMARY BY SITE	170

TABLE OF FIGURES

Figure 1:	Sport England approach to developing a playing pitch strategy	8
Figure 2:	England Hockey policy on surface types	14
Figure 3:	FA AGP pitch sizes	15
Figure 4:	Facilities Planning Model parameters	17
Figure 5:	List of AGPs in Cherwell	20
Figure 6:	Artificial Grass Pitches map	23
Figure 7:	Artificial grass pitch summary of deficiencies and needs up to 2031	28
Figure 8:	FA recommended pitch sizes	35
Figure 9:	Cherwell football teams 2016-17	36
Figure 10:	Team numbers change 2007-08 to 2016-17	36
Figure 11:	Temporal demand	37
Figure 12:	Pitches used by the community in 2016-17	38
Figure 13:	Adult pitch sites season 2016-17	39
Figure 14:	Youth football pitch sites season 2016-17	40
Figure 15:	Mini Soccer pitch sites season 2016-17	41
Figure 16:	Pitches in secure community use by sub area	42
Figure 17:	Grass football sites not in secure community use	42
Figure 18:	Clubs with stadia pitches	44
Figure 19:	Pitch carrying capacity for football	44
Figure 20:	3G map for Cherwell	47
Figure 21:	Football spare peak time match capacity by sub area in 2016-17	52
Figure 22:	Football total spare capacity by sub area in 2016-17	53
Figure 23:	FA 3G AGP model training hours	55
Figure 24:	FA 3G model training slots	56
Figure 25:	Football- agreed participation rate increases	59
Figure 26:	Team Generation Rates to 2031	59
Figure 27:	Team Generation Rate for Pitch Calculator	60
Figure 28:	Football- estimated number of teams to 2031	61
Figure 29:	Number of 3G pitches required to meet match demand	63
Figure 30:	Football grass pitch demand/supply up to 2031 by sub area	65
Figure 31:	Number of 3G pitches required to meet training demand	67
Figure 32:	Current football training demand on 3G pitches	75
Figure 33:	Football pitch space summary of deficiencies and needs up to 2031	79
Figure 34:	Cricket teams and when they play	87
Figure 35:	Cricket pitches map	88
Figure 36:	Cricket – who plays where	89
Figure 37:	Cricket pitches by sub area	90
Figure 38:	Cricket peak time spare capacity by sub area	95
Figure 39:	Cricket- agreed participation rate increases	96
Figure 40:	TGR rates for cricket to 2031	96
Figure 41:	Population needed to generate one team in 2017	97
Figure 42:	Cricket- estimated number of teams to 2031	98
Figure 43:	Cricket pitch demand/supply up to 2031 by sub area	100
Figure 44:	Cricket pitch space summary of deficiencies and needs up to 2031	105

Figure 45:	RFU rugby team numbers 2017	109
Figure 46:	Rugby club pitch provision	110
Figure 47:	Rugby pitch sites	112
Figure 48:	RFU pitch carrying capacity	116
Figure 49:	Pitch quality scores	117
Figure 50:	Exiting capacity of rugby sites based on audit	123
Figure 51:	Rugby- agreed participation rate increases	125
Figure 52:	TGR rates for rugby to 2031	125
Figure 53:	Rugby Team Generation Rate for Playing Pitch Calculator	125
Figure 54:	Rugby - estimated number of teams to 2031	126
Figure 55:	Rugby pitch space summary of deficiencies and needs up to 2031	133
Figure 56:	Hockey clubs and sites	138
Figure 57:	Hockey sites map	140
Figure 58:	Hockey club locations	141
Figure 59:	Hockey pitches and their use	142
Figure 60:	Capacity of the existing network of hockey pitches	149
Figure 61:	Hockey - agreed participation rate increases	151
Figure 62:	Hockey - Team Generation Rates to 2031	151
Figure 63:	Team Generation Rate for Playing Pitch Calculator	151
Figure 64:	Estimated number of teams to 2031, hockey	152
Figure 65:	Hockey pitch demand in 2031	152
Figure 66:	Hockey pitch space summary of deficiencies and needs up to 2031	159
Figure 67:	Action Plan for playing pitches	167
Figure 68:	Site by site summary	173

APPENDICES

APPENDIX 1:	Football Clubs and Teams
APPENDIX 2:	FA Ground Grading Criteria
APPENDIX 3:	Football Clubs and Survey Responses
APPENDIX 4:	Football Association Model – Impact of 3G Pitches for Matches
APPENDIX 5:	Cricket Clubs and Teams
APPENDIX 6:	Playing Pitch Calculator
APPENDIX 7:	Facility and Pitch Lifecycle Costs
APPENDIX 8:	Strategy Sub Areas and Population Forecasts
APPENDIX 9:	Football National League System Structure 2017/18 season

INTRODUCTION

This Playing Pitch Strategy forecasts the future needs for sport and recreation up to 2031 and takes into account the housing requirements identified in the adopted Cherwell Local Plan 2011-2031 (Part 1) (Cherwell District Council, 2015) and the draft requirements of the Cherwell Local Plan 2011-2031 (Part 1) Partial Review - Oxford's Unmet Housing Need Proposed Submission Plan.

It sits within the suite of Sport and Leisure evidence base documents which are:

- Part 1: Background and context
- Part 2: Sports facilities strategy
- Part 3: Playing pitch strategy
- Part 4: Open Space and Play Areas strategy

The Playing Pitch Strategy follows the Sport England methodology set out in their Playing Pitch Strategy Guidance 2013. Its production has involved the local clubs and leagues, Sport England, the Football Association at both regional and county level (Oxfordshire FA), the England and Wales Cricket Board, Oxfordshire Cricket Board, the Rugby Football Union, England Hockey, and Cherwell District Council.

The nature and characteristics of the district together with the policy background and demographic forecasting are set out in the Background and Context report (Part 1), which should be read in conjunction with this report. More detailed information about the strategy sub areas and the population forecasts are given in Appendix 8 to this report.

A key driver for the production of this document is to deliver an evidence base which can support and inform planning policy documents, development management decisions, infrastructure planning, funding bids and investment decisions. The strategy will help Cherwell to:

- Understand provision needs now and in the future
- Inform the determination of planning applications
- Guide the management and maintenance of sports facilities
- Prioritise local authority capital and revenue investment, including S106 and any future Community Infrastructure Levy (CIL)
- Inform and underpin bids to external funding partners to assist in the delivery of sporting infrastructure
- Identify the role of the education sector in supporting the delivery of community sporting facilities
- Contribute to the aims and objectives of improving health and well-being and increasing participation in sport.

Achieving this will help the effective delivery of sport and leisure services across the district and ensure that a network of sports facilities is in place to cater for current and future population.

This report primarily considers the needs of football, cricket, rugby and hockey. Football and cricket tend to have smaller travel time catchments and a number of clubs and sites within each authority area. By contrast, rugby and hockey have only a small number of clubs in Cherwell, uses only a handful of sites, and draw their members from a much larger area.

SECTION 1: A PITCH STRATEGY FOR CHERWELL

- 1.1 The Playing Pitch Strategy specifically considers the impact of the proposed housing across Cherwell up to 2031. The forecast pitch needs based on the future population by sub area up to 2031 are identified in this report. The amount of demand generated by each individual housing scheme will be assessed using the Pitch Calculator rather than via a set of formal standards of provision set out in the Local Plan.
- 1.2 The forecast populations have been developed from bespoke modelling provided by Oxfordshire County Council. This modelling takes into account both the proposed housing and what is likely to happen to the existing population. The details of the population forecasts are provided in Appendix 8.
- 1.3 Sub areas have been specifically designed and agreed for this strategy as there is no simple fit with any of the other sub areas being used by the District Council. The sub areas also needed to reflect the practical experiences of the pitch sports across the district.
- 1.4 There are two sets of sub areas for this strategy, reflecting the varied nature of pitch sports. The sub areas for football and cricket are the same; with the urban areas of Banbury, Bicester and Kidlington treated separately from their rural surroundings. Owing to the slightly larger drive time catchments for rugby and hockey, the sub areas for these two sports incorporate the three urban areas as well as their rural surroundings. The sub areas have been agreed with the relevant national governing body, with the District Council, and with Sport England.

The protection of playing pitches

- 1.5 All of the playing field sites in the district are required to be protected in accordance with paragraph 97 of the National Planning Policy (Ministry of Housing, Communities and Local Government, 2018) which states:

“Existing open space, sports and recreational buildings and land, including playing fields, should not be built on unless:

- *an assessment has been undertaken which has clearly shown the open space, buildings or land to be surplus to requirements; or*
- *the loss resulting from the proposed development would be replaced by equivalent or better provision in terms of quantity and quality in a suitable location; or*
- *the development is for alternative sports and recreational provision, the benefits of which clearly outweigh the loss of the current or former use”.*

- 1.6 The Playing Pitch Strategy tests whether all the community playing field sites require protection because of the short term or assessed long term needs of the community. Also considered is the need now or in the future, for those sites which

are disused, underused, or poor quality, and whether these should also be protected from development or replaced. In principle however, the Local Plan should specifically protect playing fields across the district, subject to the strict policy tests set out in the National Planning Policy Framework (NPPF).

Multi-pitch sites, and ancillary facilities

- 1.7 Multi-pitch sites with more than one sport sharing the clubhouse and ancillary facilities, and potentially some pitch space, are often the most sustainable and financially viable models of pitch sport provision. Wherever possible and realistic, a multi-sport venue should therefore be considered as a preferred option for new provision.
- 1.8 Football and rugby clubs require multi-pitch sites which can meet the needs of a range of age groups. An area of two adult pitches for these sports is usually considered to be a minimum size, even if the playing field area is then marked out for other age groups.
- 1.9 Cricket and hockey (played on artificial pitches) often have only one pitch per site. However, the best sites with the most successful clubs and best sports development opportunities have two adjacent pitches.
- 1.10 The requirement for and expectations in relation to the ancillary facilities for each sport varies. Football requires changing for adults, and there should be at least basic wash facilities for minis and juniors. Rugby clubs derive much of their income from the social use of their clubhouse, so good quality changing spaces and social space is important for this sport. Cricket requires changing in a clubhouse sited close to the pitch, as the batting side have players waiting. Appropriate social facilities are also required for this sport. Hockey is often played at school sites, and all require changing. Social space for hockey is valued, but often not available because of where clubs play.
- 1.11 Where a site is providing for more than one sport, the clubhouse facilities will need to reflect the needs of the sports being played and whether there are grass and/or artificial grass pitches being serviced. Sport England has detailed generic guidance on clubhouse design (Sport England, 2016), and the individual pitch sports' national governing bodies have published detailed guidance.
- 1.12 All pitch sites should have adequate car parking available to meet their needs at peak time, and the Sport England guidance suggests that the amount of car parking which should be allowed for is:
 - 1 space per 3 staff +
 - 1 space per 3 players +
 - 1 space per 3 spectators with a minimum of 10 spaces.

1.13 In addition, accessible car parking, cycle and motorcycle parking, coach and mini-bus parking, and a “drop off” point should be considered. Access to playing pitch sites by public transport, and by walking and cycling on safe routes are a high priority and is in accordance with Cherwell District Council’s planning policies on sustainable transport.

Methodology of the PPS

1.14 There are four main sections to the strategy, one for each of the main pitch sports: football, cricket, rugby and hockey and the methodology for the assessment follows the requirements of the Sport England Playing Pitch Strategy Guidance from 2013 (Sport England, 2013), see Figure 1.

Figure 1: Sport England approach to developing a playing pitch strategy



1.15 All of the clubs involved in the pitch sports were consulted using web-based surveys, supplemented as necessary with email and hard copy survey forms. The NGBs were active in supporting and encouraging clubs to respond to the survey requests.

1.16 Nortoft visited and assessed each of the cricket sites in summer 2016 and the sites for football, rugby and hockey, which are all winter sports, in early 2017. The site visits used the non-technical pitch survey templates contained in the Sport England guidance. These non-technical assessments have been checked against both the comments received from the clubs and national governing bodies as part of the PPS

process. The national governing body for each sport signed off the pitch information in June 2017.

- 1.17 The clubs and teams information is for the winter 2016-17 for football, rugby and hockey, and for summer 2016 for cricket. The clubs, teams and sites lists have also been agreed with the relevant national governing body as part of the Playing Pitch Strategy Stage B.

Scope of the brief

The sports

- 1.18 The Playing Pitch Strategy considers the sports of football, cricket, rugby union and hockey, each within separate sections.
- 1.19 The Sport England Playing Pitch Strategy Guidance (2013) also includes several other types of pitch sports which should be identified, and if taking place in the area, should be included in a Playing Pitch Strategy. However, the formal Guidance does not specify how they should be addressed.
- 1.20 In Cherwell, polo is the only other type of pitch sport taking place in the district. There is one club, the Kirtlington Park Polo Club who play at Kirtlington Park. They have 6 teams and an active calendar with competitions taking place each week between April and September. The club has 7 boarded polo grounds which can be hired by outside groups, but the site is privately owned.
- 1.21 The formalised playing pitch strategy process is not relevant to polo, though the site is noted in the Site by Site table, Figure 68, in Section 9.
- 1.22 There are no other significant pitch sports in Cherwell which fall under the Sport England Playing Pitch Guidance, which includes: lacrosse, rounders, baseball, softball, American football, Australian football, gaelic football, shinty, hurling, and cycle polo. These sports are not therefore addressed in this strategy.

Sites used by the community

- 1.23 It was agreed by the Steering Group that the project should primarily focus on those sites with community use. Sites which do not currently allow, and are not interested in encouraging community use, are therefore excluded from the audit and assessment. These include some independent schools, most primary schools, MOD sites and prisons. Should these playing field sites become available in the future, then they should be assessed for quality, quantity and accessibility (along with any ancillary facilities) at that time. An assessment should then be made as to whether, or how far, they can meet the current or assessed future needs of the local area.

Cross boundary movement

- 1.24 The scope of this strategy is Cherwell district, but takes into account the influence of facilities in adjacent local authority areas where appropriate, in accordance with the brief. Cherwell has a reasonable amount of cross-border movement of players in each of the pitch sports with the most obvious movement with Oxford, but to the east there is cross-over with South Northamptonshire, and Aylesbury Vale.
- 1.25 The sports specific sections below consider the impact of this cross-boundary movement.

Pricing policies

- 1.26 The issue of hire costs of pitches and ancillary facilities has not emerged in the strategy process as a key issue across Cherwell. Pricing policies and issues have not therefore been addressed specifically within this strategy.

Playing fields on education sites

- 1.27 Playing fields are an important facility across education at primary, secondary and many special schools as well as at colleges and universities. With the large number of education sites across Cherwell, they have not been specifically addressed in this strategy unless they are used, or proposed to be used, by the community (as mentioned above) or the sites have been under discussion in relation to potential loss through development.

Dormant secure community use sites

- 1.28 There were three playing field sites that technically have secure community use in the district but appeared to be unused for any sport or are disused. These are the playing fields in the villages of Begbroke (no pitch markings, site disused) and Horton-cum-Studley (no pitch markings, site disused) in the Kidlington and Kirtlington Rural sub area, and Hethe (single pitch marked out for adult football but unused) in the Bicester sub area.
- 1.29 Pitches were considered to be unused if they were marked out but no use was apparent either from the site visit or from club, league or national governing body records. Pitches were considered disused if, at the time of the site assessment, no formal pitch markings were present for a sport, although it was known that the site had been used in previous years.
- 1.30 Unused and disused sites may still be used informally for kick-about and other recreational uses, but the key question addressed in this playing pitch strategy is whether formal pitch use is required to be retained, in the short or longer term.

SECTION 2: ARTIFICIAL GRASS PITCHES

- 2.1 Artificial grass pitches (AGPs) are becoming an increasingly important element of pitch sport provision and although each sport has its own preferred surface, there are significant levels of cross-over between the sports and the surfaces that they use, particularly where there is only a limited availability of 3G football turf pitches. For this reason, this section of the strategy provides an overview of artificial grass pitch provision across the authority, with more detailed consideration being given to these types of pitches within the individual sports sections of the report. The sports specific sections also provide a summary of the AGP requirements in each area of the authority.
- 2.2 AGPs have the advantage of being able to be used much more intensively than grass pitches but also their use can mean that: the quality of the grass pitch stock can be relatively improved as there is less overall use, particularly for training; the pitches can be used for several different age groups; less physical space is required than would be needed for grass pitches; and the sports are able to attract and retain new players with the “cleaner” environment compared to grass. AGP surfaces are used by all of the pitch sports, but each sport has its preferred surface, and the use by cricket is limited to artificial turf strips, usually forming a small part of a cricket square with the remainder being natural turf.
- 2.3 AGPs can have almost unlimited use across a week, so long as the surface is effectively managed and repairs undertaken when necessary. The carpet of AGP pitches needs to be replaced around every 8-10 years, but this in part will depend on the amount of use and the maintenance regime put in place.
- 2.4 Of the pitch sports, the most notable change over recent years in the technical requirements is for hockey, as all community club hockey is now played on AGPs and this must be on an AGP which meets the specifications laid down by England Hockey or the international governing body (FIH). At the other end of the spectrum is cricket, where most match play is still mainly on grass and league matches are often required to be played on natural grass. However, an AGP strip can significantly increase a club’s ability to host matches, particularly at the lower league levels, for friendlies and for the younger age groups.
- 2.5 Football as a sport is increasingly using AGPs for both training and matches, and the Football Association (FA) is seeking to develop sufficient AGPs with a football turf surface to enable every football team to have the opportunity to train on an AGP at least once a week. An increasing number of mini and junior matches are also being played on these types of pitches, as they are used as a central venue, but all age groups can play matches on AGPs where these meet the technical requirements of the FA.
- 2.6 The Rugby Football Union (RFU) is aiming to develop at least one full size match pitch with a rugby surface in each county, often supplemented by training size

AGPs. Training for all age groups for rugby can take place on a rugby specification AGP where this is available, reducing the pressures on the grass pitches.

- 2.7 AGPs are often considered good revenue generators so they can be an important source of income for schools, clubs and leisure centres. However all too often insufficient money is set aside to re-carpet the pitch at the end of its lifespan (often about 10 years) so issues arise in terms of maintaining and retaining the facility, particularly in areas where demand for AGPs is largely already satisfied and there is limited latent demand for AGP space. As the community market for AGPs is not inexhaustible, all proposals for AGPs should have a rigorous business plan to demonstrate their viability in the longer term if they are dependent on revenue from the community.

AGP design and activities for hockey, football and rugby

- 2.8 There are different types of AGP developed for the different pitch sports, and all matches are expected to take place on the relevant pitch type. However, there can be some limited training use of the non-preferred pitch types.

Hockey surfaces

- 2.9 The marked out pitch dimensions for club hockey is 91.4 x 55m. England Hockey's Introductory Guidance for England Hockey Artificial Grass Pitches (England Hockey, 2018) provides detailed information for the development of new pitches together with an estimate of costs of both new facilities and refurbishment of older pitches. An overview of the surface type and the recommended playing level for the surface is given in England Hockey's Artificial Grass Playing Surface Policy (England Hockey, 2018) see Figure 2.
- 2.10 There are a number of hockey surface AGPs in Cherwell (see Figure 5), mostly on school sites. The ones currently used by hockey clubs are at North Oxfordshire Academy in Banbury, The Cooper School in Bicester, and Kidlington and Gosford Leisure centre (joint use site with Gosford Hill School). Bloxham independent school near Banbury also has hockey pitches and often hosts the national governing body development programmes, but the school pitches are not available for match use by community clubs.

Figure 2: England Hockey policy on surface types

Category	Surface	Playing Level	Playing Level
England Hockey Category 1	Water surface approved within the FIH Global/National Parameters	Essential International Hockey - Training and matches.	Desirable Domestic National Premier competition Higher levels of EH Player Pathway Performance Centres and upwards
England Hockey Category 2	Sand dressed surfaces within the FIH National Parameter	Essential Domestic National Premier competition Higher levels of player pathway: Academy Centres and Upwards	Desirable All adult and junior League Hockey Intermediate or advanced School Hockey EH competitions for clubs and schools (excluding domestic national league)
England Hockey Category 3	Sand based surfaces within the FIH National Parameter	Essential All adult and junior club training and league Hockey EH competitions for clubs and schools Intermediate or advanced schools hockey	Desirable
England Hockey Category 4	All long pile (3G) surfaces	Essential None	Desirable Lower level hockey (Introductory level) when no category 1-3 surface is available. *

* England Hockey recommends an appropriate ball to meet the standards of the player and the surface

Football surface

2.11 New football AGPs are required to be the minimum following sizes (Figure 3):

Figure 3: FA AGP pitch sizes

	Recommended size including run off (m)
Mini-soccer U7/U8	43 x 34
Mini-soccer U9/U10	61 x 43
Youth football U11/U12	79 x 52
Youth football U13/U14	88 x 56
Youth football U15/U16	97 x 61
Youth football U17/U18	106 x 70
Over 18 (senior ages)	106 x 70

2.12 Where there is an existing pitch which is being re-carpeted, then the FA may accept a smaller dimension for the 11v11 game to allow these pitches to be reused without the major costs which would otherwise be associated with extending the pitch dimensions.

2.13 3G or rubber crumb with football turf pitches usually have a long pile although there are different 3G pile lengths, mainly ranging from about 40-65mm. The choice for particular sites will depend on the mix of uses programmed to be on the pitch and not all 3G surfaces are suitable for football matches.

2.14 A 3G football turf pitch which appears on the Football Association (FA) national register can be used for match play in all competitions at the FA's National League system Step 3 and below, including Women's and Youth Football. Appendix 9 provides an overview of the FA's National League system and the leagues which play at each "Step". At Step 2 and above, these pitches must be tested by the FA annually and have a reduced capacity to maintain their standard, but for Step 3 and below, testing is every three years and can either be "approved" as meeting the Federation Internationale de Football Association's (FIFA) quality (lower) or quality pro (higher) standards. All new FA supported pitches are now required to meet the quality specification for the register. There is one 3G FA registered pitch in Cherwell, at the Whitelands Farm Sports Ground site in Bicester.

Rugby surface

2.15 3G or rubber crumb with rugby surface has a minimum pile length of 60 mm and a shock pad.

2.16 To be used for matches an AGP must meet the Rugby Turf Performance Specification issued in 2015, World Rugby Regulation 22 (RFU, 2017), known as

Regulation 22. These pitches need to be retested every 2 years to retain their accreditation. All full size Regulation 22 pitches are recorded on the RFU register and the information about each includes the expiry dates of certification.

- 2.17 Regulation 22 pitches can also be used for football matches as the specification also meets that of FIFA.
- 2.18 There is one Regulation 22 pitch, at Whitelands Farm Sports Ground in Bicester.

The demand for AGPs

- 2.19 AGPs are seen as a major benefit for schools, both in the public and independent sectors. Many schools therefore have aspirations for AGPs as do the higher and further education sectors.
- 2.20 The majority of community demand for AGP time comes from football training and the small-sided senior game. Some of the small-sided game is unaffiliated and run independently from the Football Association, either on full sized pitches which have been divided up, or on small sized pitches. Of the two, the small sided pitch complexes can be more attractive to adult players, particularly where they are supported by high quality ancillary and social facilities.
- 2.21 Where there is limited access to 3G AGPs, football training often takes place on a short pile hockey pitch. If a new 3G pitch is then made available, the training demand for football switches to the new site, which can have a significant impact on the revenue generation at the original site, but has the advantage of increasing programming time for hockey.
- 2.22 With the FA's desire to have many more 3G pitches available for community football, and the relatively low participation by hockey in many areas, pitch providers often consider switching sites from a hockey surface (which was previously the most common type) to a 3G surface when the facility needs re-carpeting.
- 2.23 Due to these pressures, the FA and England Hockey (EH) have agreed, as part of this strategy process, which sites should be retained for hockey, and which could be re-carpeted to 3G. The outcome of these agreements appears in the site-by-site recommendations in Figure 68, Section 9.
- 2.24 A change in the type of carpet at an existing AGP site constitutes development, and planning permission must now be sought for such a change. Sport England is consulted as a statutory consultee on these planning applications, and will usually consult with the national governing bodies, and also refer to the playing pitch strategy recommendations, prior to responding.

- 2.25 If new AGPs are proposed to be built on existing grass pitches, the loss of the grass pitches and the impact upon the grass playing field stock should also be given detailed consideration, both in relation to summer and winter sports.
- 2.26 Sport England has developed parameters for the assessment of the supply and demand for AGPs as part of their Facilities Planning Model. These parameters are useful in understanding the overall picture of use of these types of facilities, including the peak periods, how far users travel, and the balance of demand across the sports. These are shown in Figure 4.

Figure 4: Facilities Planning Model parameters

At one Time Capacity	<p>30 players per slot Mon to Fri: 30x18 slots = 540 visits 25 players per slot Sat & Sun: 25x8 slots = 200 visits</p> <p>Total = 740 visits per week in the peak period {Saturday and Sunday capacity to reflect dominance of formal 11-side matches i.e. lower capacity}</p>																																																	
Catchment Maps	<p>Car: 20 minutes Walking: 1.6 km Public transport: 20 minutes at about half the speed of a car</p> <p>NOTE: Catchment times are indicative, within the context of a distance decay function of the model.</p>																																																	
Duration	<p>Monday - Friday = 1 hr Saturday & Sunday = 2 hrs</p>																																																	
Participation Percentage	<table border="1"> <thead> <tr> <th>Age</th> <th>0-15</th> <th>16-24</th> <th>25-34</th> <th>35-44</th> <th>45-54</th> <th>55-64</th> </tr> </thead> <tbody> <tr> <td colspan="7">FOOTBALL & RUGBY</td> </tr> <tr> <td>Male</td> <td>2.25</td> <td>7.00</td> <td>4.73</td> <td>2.53</td> <td>1.13</td> <td>0.13</td> </tr> <tr> <td>Female</td> <td>0.80</td> <td>1.11</td> <td>0.52</td> <td>0.22</td> <td>0.09</td> <td>0.05</td> </tr> <tr> <td colspan="7">HOCKEY</td> </tr> <tr> <td>Male</td> <td>1.11</td> <td>0.72</td> <td>0.20</td> <td>0.18</td> <td>0.13</td> <td>0.04</td> </tr> <tr> <td>Female</td> <td>2.74</td> <td>1.59</td> <td>0.41</td> <td>0.24</td> <td>0.09</td> <td>0.02</td> </tr> </tbody> </table>	Age	0-15	16-24	25-34	35-44	45-54	55-64	FOOTBALL & RUGBY							Male	2.25	7.00	4.73	2.53	1.13	0.13	Female	0.80	1.11	0.52	0.22	0.09	0.05	HOCKEY							Male	1.11	0.72	0.20	0.18	0.13	0.04	Female	2.74	1.59	0.41	0.24	0.09	0.02
Age	0-15	16-24	25-34	35-44	45-54	55-64																																												
FOOTBALL & RUGBY																																																		
Male	2.25	7.00	4.73	2.53	1.13	0.13																																												
Female	0.80	1.11	0.52	0.22	0.09	0.05																																												
HOCKEY																																																		
Male	1.11	0.72	0.20	0.18	0.13	0.04																																												
Female	2.74	1.59	0.41	0.24	0.09	0.02																																												
Frequency per week	<table border="1"> <thead> <tr> <th>Age</th> <th>0-15</th> <th>16-24</th> <th>25-34</th> <th>35-44</th> <th>45-54</th> <th>55-64</th> </tr> </thead> <tbody> <tr> <td colspan="7">FOOTBALL & RUGBY</td> </tr> <tr> <td>Male</td> <td>2.23</td> <td>1.65</td> <td>1.26</td> <td>1.05</td> <td>1.04</td> <td>1.00</td> </tr> <tr> <td>Female</td> <td>1.86</td> <td>1.47</td> <td>1.26</td> <td>1.43</td> <td>1.35</td> <td>1.43</td> </tr> <tr> <td colspan="7">HOCKEY</td> </tr> <tr> <td>Male</td> <td>0.97</td> <td>1.86</td> <td>1.50</td> <td>1.16</td> <td>1.27</td> <td>0.87</td> </tr> <tr> <td>Female</td> <td>0.63</td> <td>1.44</td> <td>1.45</td> <td>1.20</td> <td>1.07</td> <td>1.03</td> </tr> </tbody> </table> <p>{Usage split: Football = 75.2%, Hockey = 22.7%, Rugby = 2.1%}</p>	Age	0-15	16-24	25-34	35-44	45-54	55-64	FOOTBALL & RUGBY							Male	2.23	1.65	1.26	1.05	1.04	1.00	Female	1.86	1.47	1.26	1.43	1.35	1.43	HOCKEY							Male	0.97	1.86	1.50	1.16	1.27	0.87	Female	0.63	1.44	1.45	1.20	1.07	1.03
Age	0-15	16-24	25-34	35-44	45-54	55-64																																												
FOOTBALL & RUGBY																																																		
Male	2.23	1.65	1.26	1.05	1.04	1.00																																												
Female	1.86	1.47	1.26	1.43	1.35	1.43																																												
HOCKEY																																																		
Male	0.97	1.86	1.50	1.16	1.27	0.87																																												
Female	0.63	1.44	1.45	1.20	1.07	1.03																																												
Peak Period	<p>Monday-Thursday 17:00 to 21:00 Friday 17:00 to 19:00 Saturday 09:00 to 17:00 Sunday 09:00 to 17:00 Total 34 Hours Total number of slots = 26 slots {Mon-Friday = 1 hr slots to reflect mixed use of activities –training, 5/7 a side & Informal matches Weekend = 2 hrs slots to reflect formal matches.}</p>																																																	
Percentage in Peak Period	85%																																																	

Current provision of AGPs

- 2.27 Within Cherwell there are currently 12 artificial grass pitches of various types and sizes which are made available to the community. In addition to this, there is a sand filled artificial grass pitch at Tudor Hall School, Banbury and a 3G pitch at Swalcliffe Park School which are not available for community use. The pitches are listed in Figure 5 and mapped in Figure 6.
- 2.28 There are two full size hockey surface pitches in the district which are currently used for community hockey, plus an undersized pitch at Kidlington and Gosford Sports Centre. The two full size pitches at North Oxfordshire Academy and The Cooper School are both managed by Cherwell District Council and were resurfaced in 2017. The pitch at Kidlington and Gosford Leisure Centre was resurfaced in 2016.
- 2.29 The Whitelands Farm Sports Ground 3G pitch has recently been included in the AGP registers of both the FA and RFU. Other than this pitch, the only other 3G pitches in the district available for community use are the small size pitches at Bicester Leisure Centre.
- 2.30 There are two small size sand dressed pitches at: The Windmill Centre and Hook Norton Sports and Social Club.
- 2.31 Of the pitch stock used by the community in Cherwell, 3 sites have pitches which are over 10 years old. A further 3 sites have carpets which are between 5 and 10 years old. There are 6 sites which are less than 5 years old. A key issue in this PPS is the future of the older sites, and whether their carpets should be resurfaced with the current type, or changed to provide for a different sport.
- 2.32 The feedback from the site audits suggest that most sites are relatively well used, with a number having some spare capacity during the peak period. However, the pitches used by Banbury Hockey Club and Bicester Hockey Club have no spare capacity at peak match time on Saturdays.
- 2.33 Although there are some AGPs over the borders of the authority, these do not provide a significant resource to the residents of Cherwell other than in the areas of the district within easy travel time of the pitches in Oxford, Buckingham and Brackley.
- 2.34 As each sport has its own needs for artificial pitches, these are considered in detail within each sport section, with recommendations for provision where appropriate.

Figure 5: List of AGPs in Cherwell

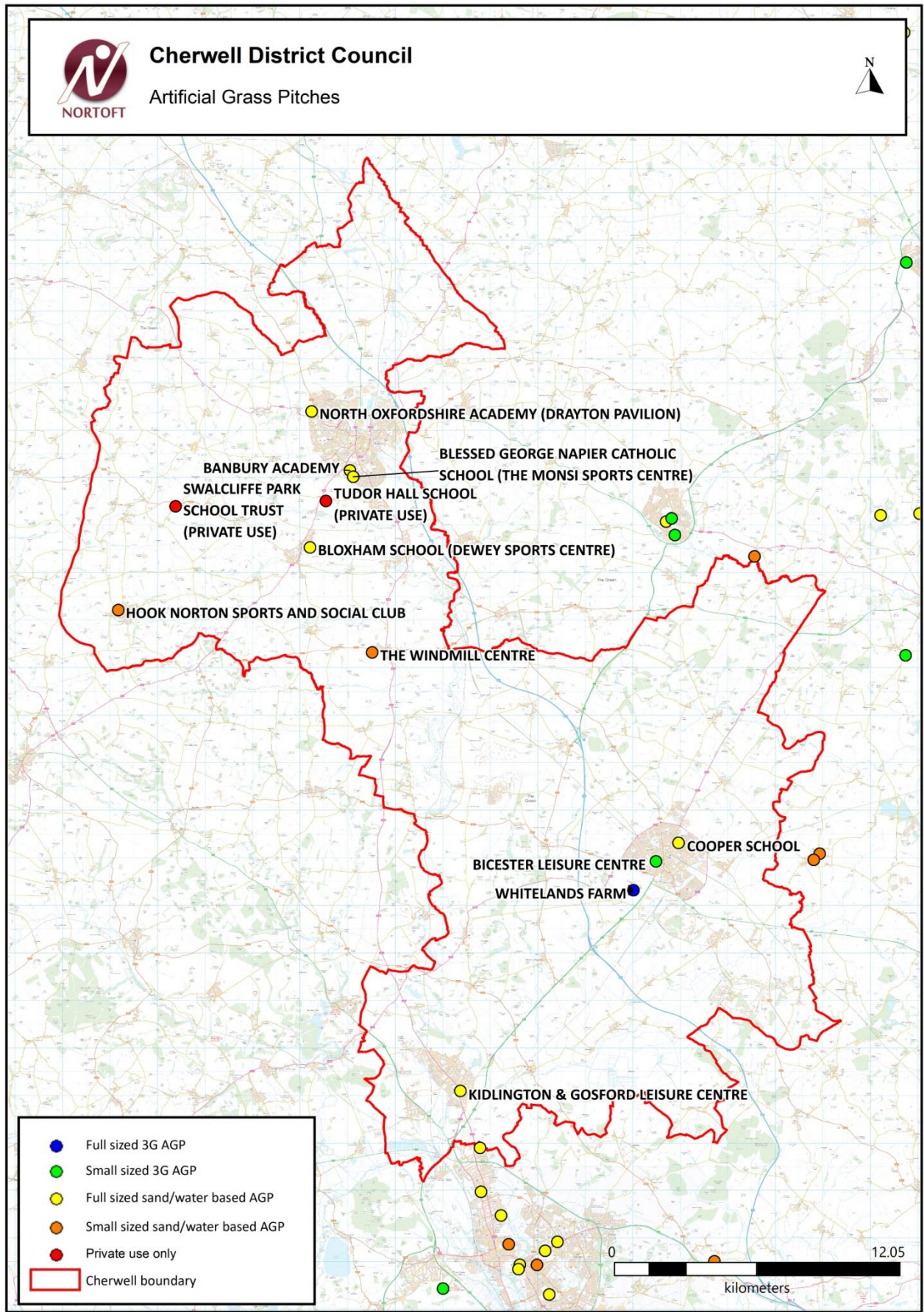
Site Name	AGP type	AGP size and marked out dimension (approx meters)	Secure community use	Age of surface	Floodlit	Changing available	Pitch quality	Site control	Community hours available per week	Community hours available per week in peak period (weekday evenings/weekends) (max. 34 hours)	Used capacity estimate (peak hours)
BANBURY ACADEMY	Sand Filled	100x60 Marked 91.4x55	Yes	Over 10 years	Yes	Yes	Poor	Academy	13	11.5	40%
BICESTER LEISURE CENTRE	Short Pile 3G	35x17 Marked 35x17	Yes	5 - 10 years	Yes	Yes	Standard	Trust	All	34	63%
BICESTER LEISURE CENTRE	Short Pile 3G	35x17 Marked 35x17	Yes	5 - 10 years	Yes	Yes	Standard	Trust	All	34	63%
BLESSED GEORGE NAPIER CATHOLIC SCHOOL (THE MONSI SPORTS CENTRE), BANBURY	Sand Filled	100x60 Marked 91.4x55	Yes	Over 10 years	Yes	Yes	Poor	Academy	43	34	75%
BLOXHAM SCHOOL (DEWEY SPORTS CENTRE), BANBURY	Sand Filled	97x61 Marked 91.4x55	Yes	2 - 5 years	Yes	Yes	Standard	Independent School	35	31	55%

Site Name	AGP type	AGP size and marked out dimension (approx meters)	Secure community use	Age of surface	Floodlit	Changing available	Pitch quality	Site control	Community hours available per week	Community hours available per week in peak period (weekday evenings/ weekends) (max. 34 hours)	Used capacity estimate (peak hours)
BLOXHAM SCHOOL (DEWEY SPORTS CENTRE), BANBURY	Sand Filled	99x 62 Marked 91.4x55	Yes	2 - 5 years	Yes	Yes	Standard	Independent School	35	31	48%
HOOK NORTON SPORTS AND SOCIAL CLUB	Sand Filled	36x22 Marked 36x22	Yes	Over 10 years	Yes	No	Poor	Community Centre	All	34	64%
KIDLINGTON & GOSFORD LEISURE CENTRE	Sand Filled	97x55 Marked 91x 51	Yes	Less than 2 years	Yes	Yes	Good	Trust	43	34	78%
NORTH OXFORDSHIRE ACADEMY (DRAYTON PAVILION), BANBURY	Sand Dress ed	100x55 Marked 91.4x55	Yes	Less than 2 years	Yes	Yes	Good	Academy	40.5	32	90%
SWALCLIFFE PARK SCHOOL TRUST (PRIVATE USE)	Short Pile 3G	34x17 Marked 34x17	No	5 - 10 years	Yes	Yes	Standard	Independent School	0	0	0%
THE COOPER SCHOOL, BICESTER	Sand Dress ed	102x64 Marked 91.4x55	Yes	Less than 2 years	Yes	Yes	Good	Academy	40.5	32	80%

Site Name	AGP type	AGP size and marked out dimension (approx meters)	Secure community use	Age of surface	Floodlit	Changing available	Pitch quality	Site control	Community hours available per week	Community hours available per week in peak period (weekday evenings/weekends) (max. 34 hours)	Used capacity estimate (peak hours)
THE WINDMILL CENTRE, DEDDINGTON	Sand Filled	35x22 Marked 31x15	Yes	5 - 10 years	Yes	No	Poor	Community Centre	All	34	55%
TUDOR HALL SCHOOL, BANBURY (PRIVATE USE)	Sand Filled	98x61 Marked 91.4x55	No	Over 10 years	No	Yes	Standard	Independent School	0	0	0%
WHITELANDS FARM SPORTS GROUND, BICESTER	Long Pile 3G	120x78 Marked 100x68 (rugby) 100 x64 (football)	Yes	Less than 2 years	Yes	Yes	Good	Commercial	All	34	60%*

* Note: Whitelands Farm Sports Ground opened September 2017, and is in the process of establishing its bookings. Used capacity figure as at early December 2017.

Figure 6: Artificial Grass Pitches map



AGP proposals

- 2.35 There are a number of potential AGPs being considered across Cherwell, these are summarised below. None of the proposed AGPs are confirmed and cannot therefore be definitely included in the assessment process. Progress on each should therefore be included in the Stage E annual review.

Banbury

North Oxfordshire Academy

- 2.36 North Oxfordshire Academy (NOA) currently has one full size hockey pitch which is the home to Banbury Hockey Club. This is a joint use facility managed by the district council outside of the school hours.
- 2.37 The school previously sold playing fields and there is a planning obligation (S106) requiring the development of a full size 3G football turf pitch. Cherwell DC is negotiating with the school to ensure the fulfilment of the S106 agreement, and the proposed pitch should have community access. However there has been no progress to date on the delivery of the planning obligation.
- 2.38 The option of developing a second hockey surface pitch instead of that required by the planning obligation has been explored as part of the Playing Pitch Strategy process. This would have been the hockey club's and England Hockey's preferred solution as it would have delivered the required second match pitch on one site. However, a change of surface would require a new planning application, and the switch to hockey would mean that an alternative full size 3G pitch would need to come forwards for Banbury as soon as possible.
- 2.39 It has therefore been agreed that the proposal for the full size 3G football turf pitch at NOA, and its delivery as soon as possible, should remain the strategy priority.

Banbury Academy

- 2.40 This school has a poor quality hockey surface pitch which has some limited community football use, but it is not used for community club hockey.
- 2.41 The school has obtained planning permission for redevelopment of an area of playing fields and has a planning obligation under S106 to deliver a full size 3G football turf pitch with floodlighting. The terms of the S106 agreement require pitch construction to commence within 24 months of first dwelling construction or to be completed prior to the 20th dwelling occupation. The dwelling build phase has not yet commenced, so it is anticipated that the pitch will only be delivered in the longer term (2026 onwards).
- 2.42 The intention of the district council is that there should be both a hockey surface and football surface AGP on Banbury Academy, and both should have community

use. It is however recognised that the current AGP is in poor condition and it is recommended that the Council raises the matter with the Academy.

Blessed George Napier Academy

- 2.43 This has a hockey surface pitch which has just been re-sanded. The school hires its grass pitches and the AGP to Easington Sports football teams. In the longer term, subject to feasibility assessments, this site could either provide an additional AGP with football turf pitch, or the existing hockey surface could be re-carpeted to 3G.

Bloxham School (independent)

- 2.44 Bloxham School has hockey surface pitches but these are smaller than the England Hockey advised match pitch sizes and there is no floodlighting. The sport of hockey is strong at the school and it also hosts the England Hockey development programmes. It is understood that Bloxham School is considering the development of a further hockey pitch, but this would not be available for community club use on Saturdays because of the school's own hockey commitments. The school is also investigating the option of floodlighting the pitches.

- 2.45 A new pitch would be welcomed as the school has good links with Banbury Hockey Club, particularly for training, but it would not deliver the required needs of hockey for matches on Saturdays, nor provide a long term solution for the growth of Banbury Hockey Club.

Banbury 12 allocation/Banbury United FC proposed site

- 2.46 Banbury 12 is a site identified in the adopted Cherwell Local Plan Part 1 as a relocation site for Banbury United Football Club (BUFC) and for sport and recreation use. It was included in the Plan as the existing BUFC site is identified as part of the Canalside redevelopment proposals contained in adopted Policy Banbury 1. It is the preferred site for the relocation of Banbury United FC from their town centre location, and the site may also provide for a new secondary school. Cherwell DC is an enabler for the Banbury United FC relocation as it does not own either the current Banbury United FC site or Banbury 12.

- 2.47 Recent discussions have been aimed at working towards a proposal for a 3G football turf pitch along with some grass football pitch provision (likely to be about the size of two mini football pitches) which would have both school and community use. Initially these would be for community use only but in order to secure the site for the Banbury United FC relocation and the secondary school, the district council is anticipating that the "community" pitches would have to also meet some education needs. If there is education use, then a joint use agreement will be required.

- 2.48 A funding strategy has not yet been produced but previous work on viability of the Banbury Canalside redevelopment proposals assumed that there would be

approximately £2.5m for relocating the football club. The FA has been and remains concerned that this may not meet the cost of the re-provision of the stadia pitch. Any new 3G pitch would therefore need to be separately and additionally funded, and the construction costs of a full size floodlit 3G football turf pitch is likely to be around £935,000.

Windmill Centre, Deddington

- 2.49 The site currently has a moderate/poor quality small size AGP, and the site owners are interested in exploring the development of an expanded the pitch area with football turf. The FA has met with the site's representatives to discuss the options. The FA have since indicated that a full size AGP on this site would not be a high priority for the sport, and that a full size pitch may not be appropriate for the site's needs and management model. The Parish Council are utilising S.106 funds to resurface the site.

Bicester

Graven Hill

- 2.50 There is a proposal to develop a new hockey surface pitch at Graven Hill but the delivery of the proposal, the pitch quality, ancillary facilities, timescales and management arrangements are still to be confirmed. The Graven Hill site would potentially provide the required base for Bicester Hockey Club, and it has their strong support. It would also provide for some football training.
- 2.51 England Hockey recommends that the proposal is feasibility tested to ensure that it is sustainable in the long term. If this site does not go ahead for hockey use, then an appropriate alternative would be use as a full size 3G football turf pitch. In this case, a second hockey pitch elsewhere in Bicester will still be required.

Alchester Academy

- 2.52 This is a proposed new secondary school located almost opposite the Whitelands Farm Sports Ground site in South West Bicester. Part of the land is owned by Cherwell District Council and they are in negotiation with Oxfordshire County Council over the development of the school, which is due to open in 2019/2020.
- 2.53 The current proposals for the on site school provision are for one football and one rugby pitch. Cherwell District Council is keen to ensure community use of the site and expects that the school will/could hire the pitches at Whitelands Farm Sports Ground for the delivery of some of the curriculum and extra curricular needs. Given England Hockey's preference for a school site as a home for hockey clubs, this suggests that the option of developing a hockey surface pitch or a "hockey plus" pitch which can be more multi-sport should be actively considered.

- 2.54 Cherwell District Council will be seeking to engage with the Academy at the appropriate time to explore the option for a hockey surface or multi sport pitch on the site. However, as neither the district council nor England Hockey have funding available to support the development of such a facility, an AGP on this site may not be achievable.

Kidlington

Stratfield Brake

- 2.55 Cherwell District Council would welcome investment in Stratfield Brake which protects the existing use but extends the sporting value of the site. Proposals for intensification would however need to be mindful of the site's Green Belt location.
- 2.56 There are no specific proposals for Stratfield Brake in relation to the provision or otherwise of an AGP, but this site should be considered in the future for such a facility.

Summary

- 2.57 There is a network of AGP provision at the present time across Cherwell, but the demand for football turf AGPs is much higher than the current provision (see assessment in Section 3 of this report) and there are only one full size 3G AGP in the district, at Whitelands Farm Sports Ground, Bicester.
- 2.58 The provision for hockey falls slightly short of the current Saturday match demand in both Banbury and Bicester which are home towns of the main clubs. The hockey surface pitch at Kidlington is smaller than the current requirements of England Hockey, but it only provides for a single ladies team. However the Kidlington area currently is likely to be largely provided for via a major hockey venue just over the border in Oxford, Oxford Hawks.
- 2.59 There is a full size rugby surface AGP at Bicester (Whitelands Farm Sports Ground) which is also suitable for football matches and training. The site is owned by Cherwell District Council and it opened under commercial management in September 2017. The usage of the site has yet to become fully established, but it is likely that the AGP will be used by the new secondary school during the day time. The site is not a home site for any football or rugby club, but is available for hire. The provision of this pitch can potentially meet the AGP training needs for rugby in the area, though this depends upon its availability.
- 2.60 In the longer term there will be a need for more football turf and some extra capacity for hockey, see Figure 7. A number of potential AGP proposals have and are emerging, or are commitments via planning obligations, but none are yet confirmed, and the delivery dates are uncertain.

2.61 Given the levels of uncertainty, the AGP provision needs to be kept under review on an annual basis as part of the Playing Pitch Strategy Stage E process, so that the direction of developments can be confirmed and new opportunities maximised.

Overview of current situation and future requirements

2.62 Figure 7 provides an overview of the current situation for football, rugby and hockey in each of the sub areas and the artificial grass pitch needs by 2031. This table brings together the summaries from each of the individual sports from the later sections of this strategy report, in Figure 33, Figure 55 and Figure 66.

Figure 7: Artificial grass pitch summary of deficiencies and needs up to 2031

Banbury Town

	Current needs and provision	2031 needs and provision
3G artificial grass pitches with football turf	No 3G artificial grass pitches in Banbury. Some use of hockey surface pitches e.g. at North Oxfordshire Academy. Current shortfall of 2 full size 3G pitches.	Total provision of 3 full size 3G football turf pitches required assuming some continued use of hockey surface pitch(es) at North Oxfordshire Academy, Banbury Academy and Blessed George Napier Academy.
3G artificial grass pitch with rugby turf	No provision but none required as Banbury RFC has sufficient grass pitch space	No provision required if sufficient grass pitch space retained.
Hockey surface match pitch (sand dressed)	One hockey surface pitch of sufficient quality and size for matches, at North Oxfordshire Academy. Fully used for matches on Saturdays, and no spare capacity. Joint use site. Other hockey surface pitches exist at Banbury Academy and Blessed George Napier poor quality. Not used by community. Current deficit of 0.75 match quality hockey pitch.	Require before 2021 one additional England Hockey Category 2, with appropriate changing facilities either on a school site or at a multi-sport hub site. Site and deliverability to be confirmed. By 2031, provide one further additional England Hockey Category 2, with appropriate changing facilities either on a school site or at a multi-sport hub site. Need, site and deliverability to be confirmed at next full strategy review.

Banbury Rural

	Current needs and provision	2031 needs and provision
3G artificial grass pitches with football turf	There are no 3G artificial grass pitches in Banbury Rural area. Current total shortfall across the sub area as a whole is approximately 0.8 full size pitch.	No provision required but there may be an opportunity to resurface the pitch at the Windmill Centre to 3G. Most of the training needs expected to be met in the long term by 3G pitches in the Banbury town sub area as this is the most accessible location. Level of demand likely to be unchanged.
3G artificial grass pitch with rugby turf	No provision but none required as there are no rugby clubs in this area.	No provision required.
Hockey surface match pitch (sand dressed)	Bloxham School pitches not available for community use on Saturdays because fully used by school. A lack of floodlights also means that the pitches are not available for evening use. No provision but no shortfall as hockey demand met in Banbury.	Encourage Bloxham School to provide more community use. Additional pitch proposal is understood to be primarily for school use. Floodlighting of all pitches would be valuable if linked to community use.

Bicester Town

	Current needs and provision	2031 needs and provision
3G artificial grass pitches with football turf	One full size 3G artificial grass pitch and two small size pitches in Bicester. Some use of hockey surface pitches e.g. at the Cooper School. Pitches in Bicester Town also expected to meet demands from Bicester Rural sub area. Current shortfall of 1 full size 3G pitch to meet all training needs.	Provision of a total of three full size 3G football turf pitches in Bicester. Sites to be confirmed.
3G artificial grass pitch with rugby turf	One full size pitch at Whitelands Farm Sports Ground, which is also a football specification pitch. No shortfall of provision.	No provision required.
Hockey	One hockey surface pitch of	Require 1 additional hockey surface

<p>surface match pitch (sand dressed)</p>	<p>sufficient quality and size for matches at The Cooper School. Fully used for matches on Saturdays and no spare capacity. Joint use site.</p> <p>Current shortfall of 0.6 match quality hockey pitch.</p>	<p>pitch by 2021. Proposed at Graven Hill. Should be England Hockey Category 2, with appropriate changing and clubhouse facilities. However this development should be subject to detailed feasibility study to confirm deliverability and long term sustainability.</p> <p>If Graven Hill is not confirmed for hockey, alternative sites for a second hockey match pitch should be explored at secondary schools or multi-sport hubs in Bicester.</p> <p>By 2031, provide one further additional England Hockey Category 2, with appropriate changing facilities either on a school site or at a multi-sport hub site. Site and deliverability to be confirmed. Need, site and deliverability to be confirmed at next full strategy review.</p>
---	---	--

Bicester Rural

	Current needs and provision	2031 needs and provision
<p>3G artificial grass pitches with football turf</p>	<p>There are no 3G artificial grass pitches in Bicester Rural area, but training may take place on pitches in Bicester Town. Demand is for 0.8 full size 3G pitch.</p>	<p>Demand likely to increase to 1 full size 3G pitch. New provision should be located in Bicester Town as this is the most accessible location from the rural area.</p>
<p>3G artificial grass pitch with rugby turf</p>	<p>No provision but none required as Alchester RFC has access to Whitelands Sports Farm pitch if required, and sufficient grass pitch space at home site.</p>	<p>No provision required.</p>
<p>Hockey surface match pitch (sand dressed)</p>	<p>No provision but none required as hockey demand met in Bicester.</p>	<p>No provision required.</p>

Kidlington

	Current needs and provision	2031 needs and provision
3G artificial grass pitches with football turf	<p>There are no 3G artificial grass pitches in the area. Any pitches in Kidlington would be expected to meet the demand from the Kirtlington and Rural area.</p> <p>The current shortfall is 1 full size 3G pitch to meet all training needs.</p> <p>It is assumed that some teams travel either to Bicester or out of the district to access training space.</p>	<p>The provision of a total of 2 full size 3G pitches (including current shortfall).</p> <p>Site options may include:</p> <ul style="list-style-type: none"> • subject to a feasibility study, a 3G pitch at Stratfield Brake. • resurfacing of the small size pitch at Kidlington and Gosford Leisure Centre, subject to the relocation of the hockey club to a new (shared) hockey surface pitch at Bicester.
3G artificial grass pitch with rugby turf	<p>No provision but none required as there is sufficient grass pitch space for community rugby at Stratfield Brake.</p>	<p>No provision required.</p>
Hockey surface match pitch (sand dressed)	<p>One hockey surface pitch at the Kidlington and Gosford Leisure Centre. Dimensions too small for England Hockey match pitch.</p> <p>One single team club. Other hockey demand is met either at Bicester or in Oxford.</p> <p>Site close to major hockey club in Oxford.</p> <p>No current shortfall.</p>	<p>If Graven Hill or alternative pitch developed in Bicester, relocate club to Bicester.</p> <p>Retain existing facility at the Kidlington and Gosford Sports Centre for hockey until a new hockey match pitch has opened in Bicester and made available for the relocated club.</p> <p>If hockey successfully relocated to Bicester, re-carpet existing AGP to 3G football turf.</p>

Kirtlington and Rural

	Current needs and provision	2031 needs and provision
3G artificial grass pitches with football turf	There are no 3G artificial grass pitches in Kirtlington and Rural area. Approximate demand of 0.2 full size 3G pitch. Level of shortfall insufficient to justify new pitch.	Level of demand unlikely to increase from 2017. No provision required.
3G artificial grass pitch with rugby turf	No provision but none required as there are no rugby clubs in this area.	No provision required.
Hockey surface match pitch (sand dressed)	No provision but none required as hockey demand met at Bicester, Kidlington or in Oxford.	No provision required.

SECTION 3: FOOTBALL

- 3.1 Football is a significant pitch based sport in Cherwell, with 256 community teams (almost all male) across the age groups. The full list of teams and clubs is given in Appendix 1.
- 3.2 It should be noted that this assessment refers only to community football, and does not address football at schools, either curricular or extracurricular. Neither does it include professional teams.

Demand for football

- 3.3 Nationally around 3 million people aged 14+ years took part in football at least once a month during the period October 2015-September 2016 (Sport England , 2016). This rate of participation has declined from the Sport England survey in 2012-13. Around 92% of participants are male, and about 35% are aged under 24 years, with only about 1% of players aged over 45 years. There has been a slight decrease in the number of people playing football of any type since 2007, from 7.58% of adults over 16 years playing once a month, to 6.39%.
- 3.4 The Football Association's (FA) *'National Game Strategy 2015 - 2019'* (2015) has a number of targets with important implications for the organisation of football and its facility needs at grassroots level. In particular, it seeks to:
- Boost female youth participation by 11% by 2019.
 - Increase the number of over 16s playing every week by over 200,000, by offering a variety of formats by 2019.
 - Create 100 new '3G' artificial football turf pitches and improve 2,000 grass pitches by 2019.
 - Develop 'Football Hubs' in 'areas where pressures on the local game are greatest'. The aim of the new programme is to create a new sustainable model for football facilities based around '3G' pitches and high quality grass pitches on Hub Sites.
 - Ensure that 50% of youth football and mini-soccer pitches are played on '3G' pitches by 2019.
- 3.5 The Football Association's National Facilities Strategy 2015 – 2019 vision for facilities can be summarised as:

Building: new facilities and pitches in key locations to FA standards in order to sustain existing participation and support new participation.

Protecting: ensuring that playing pitches and facilities are protected for the benefit of current and future participants.

Enhancing: investing in existing facilities and pitches, ensuring that participation in the game is sustained as well as expanded.

3.6 The FA Charter Standard Club Programme was established to provide recognition that clubs are well run and sustainable, with child protection and safety being paramount. It also recognises a club's commitment to coaching, player and coach development and the raising of standards of behaviour in the game. The FA Charter Standard Club Programme has four levels:

- FA Charter Standard Club (Youth)
- FA Charter Standard Adult Club
- FA Charter Standard Development Club
- FA Charter Standard Community Club

3.7 The Charter Standard Clubs are expected to have at least one team in a league and have a school-club link. The Charter Standard Development Clubs may either be youth and adult or only provide for youth. They are expected to have at least 5 teams and a club development plan. The Charter Standard Community Clubs are expected to have at least 10 teams in an area such as Cherwell and to run teams in each age category. They are also expected to have a detailed club development plan.

3.8 The Charter Standard and above clubs in the district in 2017 were:

- Adderbury Park
- Ardley United FC
- Banbury Irish Association
- Banbury United FC
- Bardwell Youth
- Bicester FC
- Bicester Town Colts
- Bloxham FC
- Bodicote Sports Youth FC
- Bure Park Juniors
- Charlton & District
- Chasewell Park
- Chesterton FC
- Deddington Town Colts
- Easington Sports
- Garden City FC
- Heyford Athletics
- Highfield Juniors
- Hook Norton FC
- Kidlington FC

- Launton FC
- Steeple Aston FC

Pitch sizes and age groups

- 3.9 In 2012 the FA developed a set of recommended pitch sizes, pitch markings and goal post sizes for different age groups, and these were set out in The FA Guide to Pitch and Goalpost Dimensions (Football Association, 2012). The FA has since been working with leagues and pitch providers to try to ensure that all matches are now played on the recommended size pitch.
- 3.10 In Cherwell, there are some teams which were still playing on pitches of the incorrect size for the season 2016-17. For example, Ardley United FC U13 were using an adult pitch at Ardley Playing Field, and Bicester Town Colts U10 Colts were using a 9v9 pitch at Bicester Sports Association. For the purposes of the modelling, if it appears that there was no pitch of the correct FA dimensions on a site that the team was known to play at, then the team was allocated to the next nearest size pitch.
- 3.11 There are some occasions when the 5v5 and 7v7 pitches were simply marked out on a weekly basis with cones rather than be permanently marked out on a site. Where such mini soccer use was recorded but there were no similar pitches (e.g. a 7v7 pitch where a U8 team is playing) marked on a site at the time of the audit, a pitch of the correct size was added to the site record for completeness.
- 3.12 The pitch dimensions, taken from the FA Guide are given in Figure 8.

Figure 8: FA recommended pitch sizes

Type	Type	Recommended size without runoff (metres)		Recommended size including runoff (meters)		Area of pitch with runoff (hectares, rounded)
		Length	Width	Length	Width	
Mini Soccer U7/U8	5v5	37	27	43	33	0.14
Mini Soccer U9/U10	7v7	55	37	61	43	0.26
Youth U11/U12	9v9	73	46	79	52	0.41
Youth U13/U14	11v11	82	50	88	56	0.49
Youth U15/U16	11v11	91	55	97	61	0.59
Youth U17/U18	11v11	100	64	106	70	0.74
Over 18 (adult age)	11v11	100	64	106	70	0.74

Football demand in Cherwell

3.13 During the 2016-17 season there were 256 affiliated community teams within Cherwell playing football in the following forms of the game: mini soccer 5v5 and 7v7; 9v9 youth football; 11v11 youth football; adult football; and the football pyramid Steps. This is the expressed demand for the game in the authority area (shown in Figure 9). The Sport England playing pitch model only allows mixed teams to be included at the mini-soccer age groups. Therefore, where a team is identified as a mixed team at the youth ages, then 75% of the team is assumed to be male and 25% female, and added to the relevant team count.

Figure 9: Cherwell football teams 2016-17

	Age	Team age group	Total number of teams of age/sex	Teams for PPS modelling
Mini-soccer 6-7 yrs - mixed	6 -7 yrs	u7 & u8	34	34
Mini-soccer 8-9 yrs - mixed	8 -9 yrs	u9 & u10	46	46
Youth football 9 v 9 - boys	10-11yrs	u11 & u12	6	27.75
Youth football 9 v 9 - girls	10-11yrs	u11 & u12	4	11.25
Youth football 9 v 9 - mixed	10-11yrs	u11 & u12	29	-
Youth football 11 v 11 boys	12-15 yrs	u13 to u16	40	47.5
Youth football 11 v 11 girls	12-15 yrs	u13 to u16	5	7.5
Youth football 11 v 11 mixed	12-15 yrs	u13 to u16	10	-
Men's football	16-45yrs	u17+	78	78
Women's football	16-45yrs	u17+	4	4
TOTAL			256	256

3.14 The previous Playing Pitch Strategy report from 2008 identified the following team numbers for each age group for the year 2007/08 (Figure 10).

Figure 10: Team numbers change 2007-08 to 2016-17

Team	2008-09 actual team numbers	2016-17 actual team numbers
Mini Soccer U7/U8, U9/U10	63	80
Youth Football U11-U16	99	95
Senior Football 16+	100	82

3.15 These team numbers suggest that the mini level has grown significantly since 2007-2008 season. In contrast, both youth and adult football have experienced a decline in team numbers, most notably the adults.

Temporal demand – the peak demand

- 3.16 The peak demand for pitches is a critical factor in assessing how many pitches of each size are required in order to meet the match demand for a local area. If for example, almost all of the matches for an age group are played at the same time, there will be a very high peak of demand for the corresponding pitch size, but almost no match demand at other times in the week. Conversely, if the matches are more evenly spread across kick off days, this will mean that the pitches can be used for matches at least twice a week. A spread of kick-off days therefore maximises the use of the available pitch stock for matches, meaning that less playing field area is potentially required.
- 3.17 In Cherwell, all mini soccer is played on a Saturday. The vast majority of youth 9v9 football is also played on a Saturday, with three teams; Bodicote Sports Youth FC U12, Bardwell Youth U11 and U12 playing on a Sunday. The youth 11v11 football is more evenly spread over the weekend, with the majority being played on a Sunday. Saturday is the most popular day for the senior teams.
- 3.18 Figure 11 provides a summary of this temporal demand, which is then used in the Playing Pitch Model to assess the balance between supply and demand for pitch space at peak time.

Figure 11: Temporal demand

Age group	Age	Team age group	Pitch size	Total no of teams of age/sex	Peak kick off day	% games being played in the peak time on this pitch size
Mini-soccer 6-7 yrs - mixed	6 -7 yrs	u7 & u8	5v5	34	Saturday	100%
Mini-soccer 8-9 yrs - mixed	8 -9 yrs	u9 & u10	7v7	46	Saturday	100%
Youth football 9 v 9 - boys	10-11yrs	u11 & u12	9v9	6	Saturday	92%
Youth football 9 v 9 - girls	10-11yrs	u11 & u12		4		
Youth football 9 v 9 - mixed	10-11yrs	u11 & u12		29		
Youth football 11 v 11 boys	12-15 yrs	u13 to u16	11 v 11 Youth	40	Sunday	64%
Youth football 11 v 11 girls	12-15 yrs	u13 to u16		5		
Youth football 11 v 11 mixed	12-15 yrs	u13 to u16		10		
Men's football	16-45yrs	u17+	11 v 11	78	Saturday	70%
Women's football	16-45yrs	u17+		4		

Current supply of grass pitches

3.19 During the 2016-17 football season there were pitches of all the recommended sizes in the district being used by the community. The Bicester Sports Association's Oxford Road site was unused for football in 2016-17, in the 2017-18 season it came back into use for the Bicester Town Colts. The table in Figure 12 summarises the pitches and their security, and the sites are mapped in Figure 13, Figure 14 and Figure 15.

3.20 The maps suggest that the pitches used by the community are well spread geographically. The table suggests that overall a high proportion of the football pitches in Cherwell are on secure sites. In addition but excluded from the table and maps, are those pitches on school sites which have no community use.

Figure 12: Pitches used by the community in 2016-17

Age group	Pitch	Recommended size without runoff (metres)		Area of pitch with runoff (hectares, rounded)	No of pitches used by the community	No of pitches used by the community in secure community use
		Length	Width			
Mini Soccer U7/U8	5v5	37	27	0.14	27	24
Mini Soccer U9/U10	7v7	55	37	0.26	29	25
Youth U11/U12	9v9	73	46	0.41	13	11
Youth U13/U14	11v11	82	50	0.49	19	18
Youth U15/U16	11v11	91	55	0.59		
Youth U17/U18	11v11	100	64	0.74	43*	41
Over 18 (adult age)	11v11	100	64	0.74		

* Note: plus the adult pitch at Oxford Road, Bicester brought back into use for season 2017-18.

Figure 13: Adult pitch sites season 2016-17

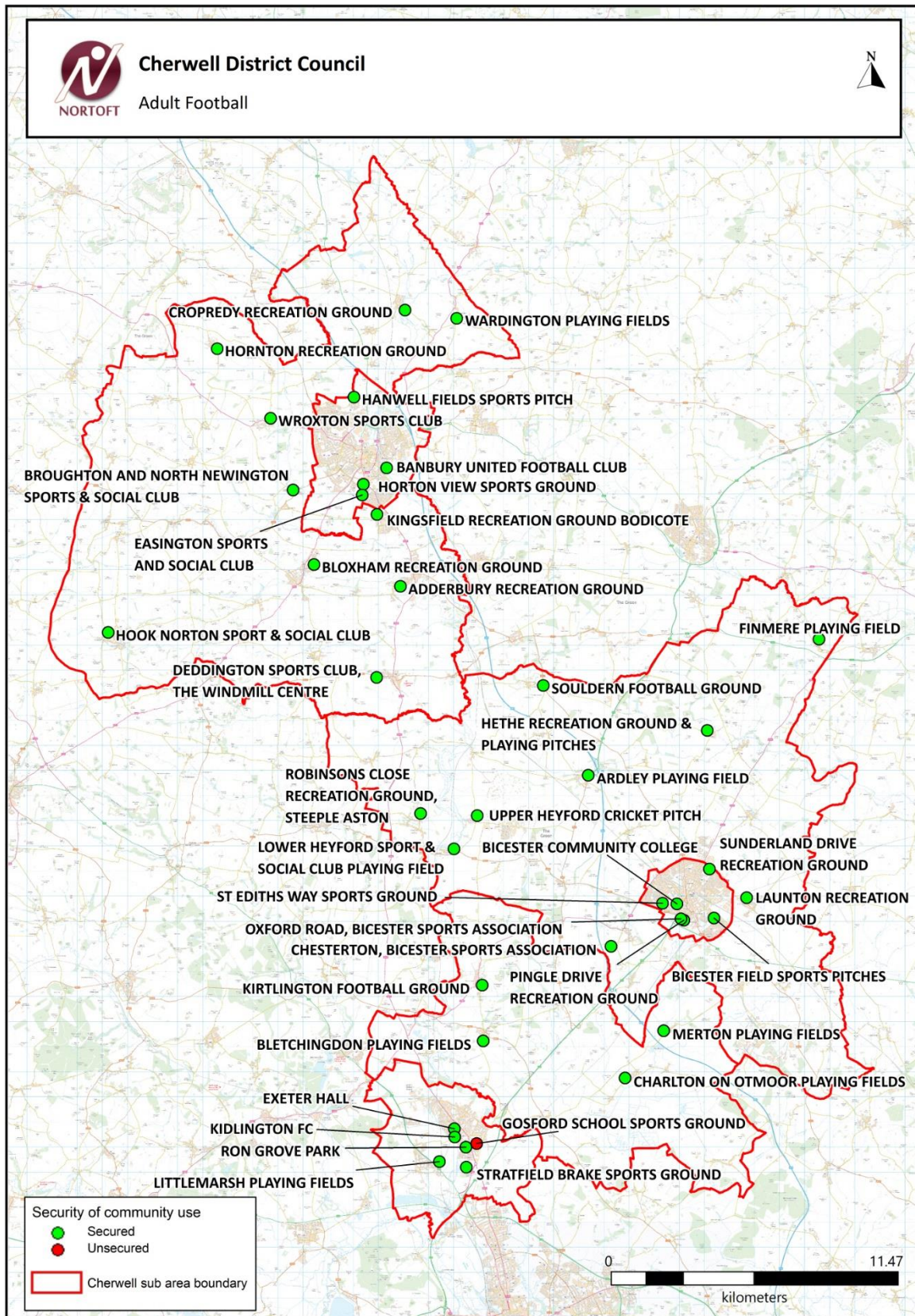


Figure 14: Youth football pitch sites season 2016-17

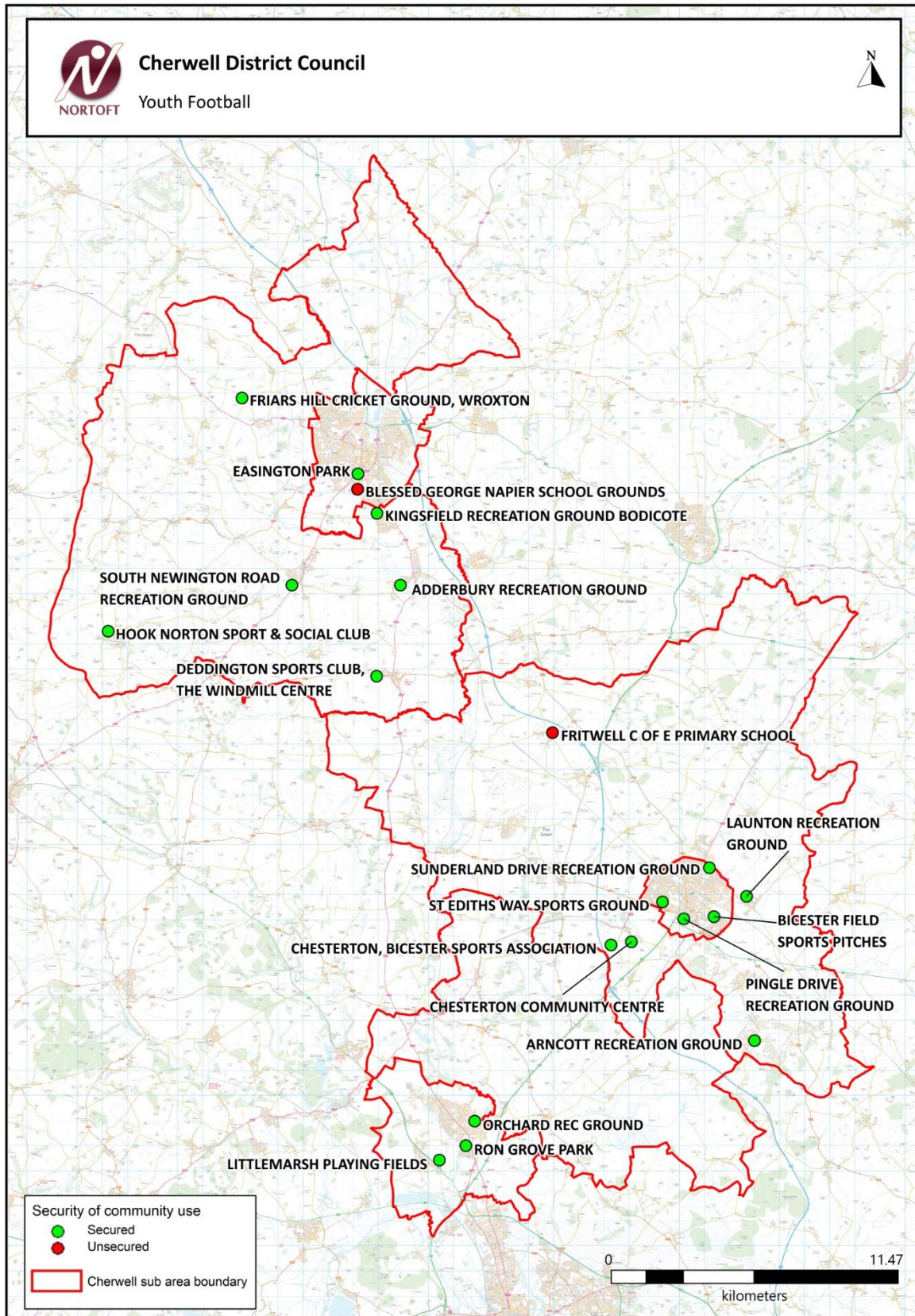
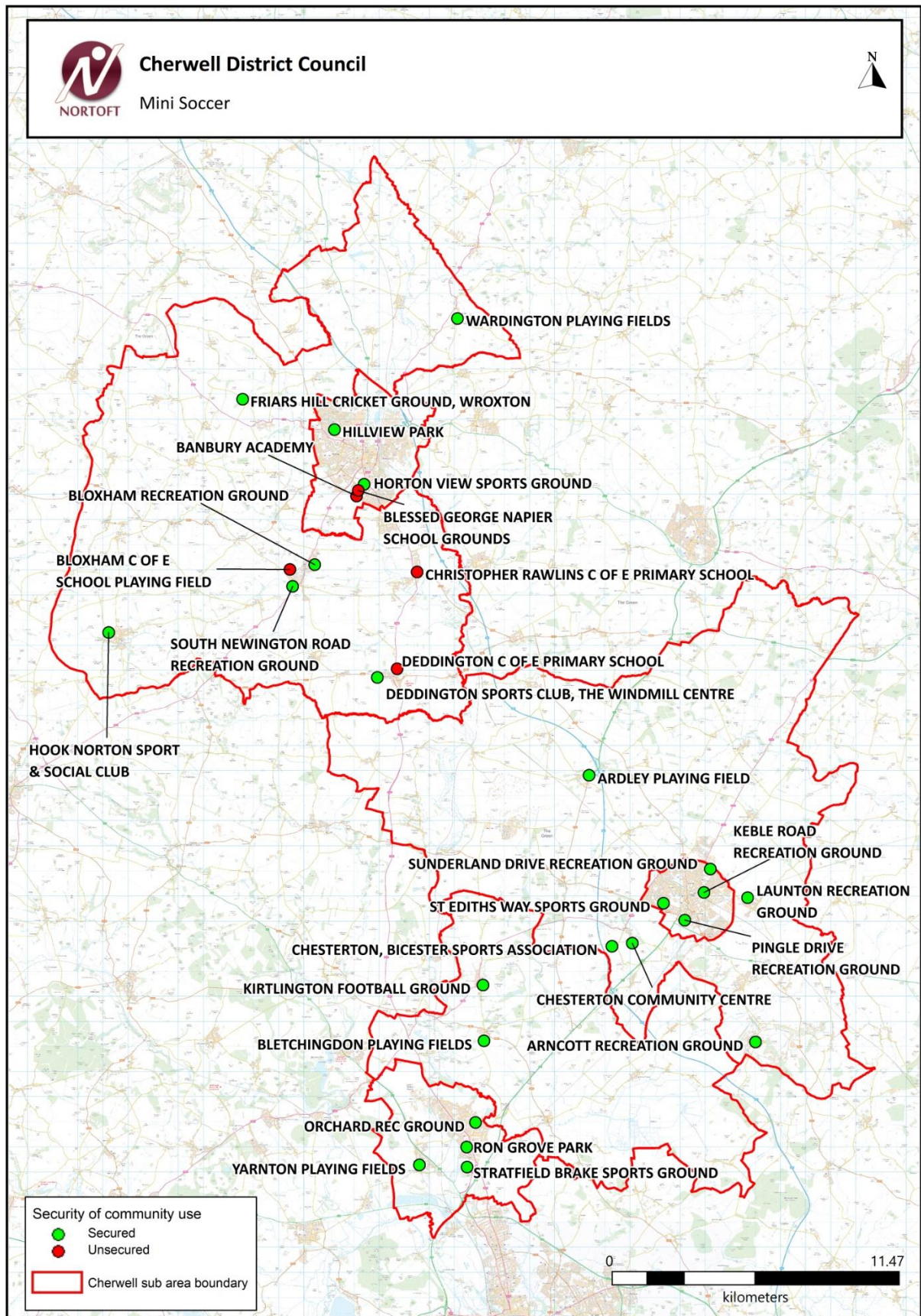


Figure 15: Mini Soccer pitch sites season 2016-17



3.21 The number of pitches in secure community use by sub area is provided in Figure 16.

Figure 16: Pitches in secure community use by sub area

Sub Area	Mini 5v5	Mini 7v7	Youth 9v9	Youth 11v11	Adult 11v11
Banbury Rural	6	8	3	4	12
Banbury Town	3	3	3	3	5
Bicester Rural	7	4	6	4	11
Bicester Town	4	5	1	4	6
Kirtlington and Rural	1	1	0	0	4
Kidlington	6	8	0	5	6

3.22 The nine sites which are used by the community for football but which are not in secure community use are given in Figure 17.

Figure 17: Grass football sites not in secure community use

Site	Pitches used by the community	Sub area
Banbury Academy	5v5 7v7	Banbury Town
Bicester Community College	11v11	Bicester Town
Bicester Sports Association, Oxford Road	11v11	Bicester Town
Blessed George Napier School, Banbury	5v5 9v9 11v11 Youth	Banbury Town
Bloxham Church of England School	7v7	Banbury Rural
Christopher Rawlins Church of England School, Adderbury	7v7	Banbury Rural
Deddington Church of England School	5v5 7v7	Banbury Rural
Fritwell Church of England School	9v9	Bicester Rural
Gosford Hill School Sports Ground, Kidlington	11v11	Kidlington

Stadia sites

3.23 The term “stadia” covers a wide range of facility levels, from a relatively simple fenced pitch with toilets but no other spectator provision or floodlights, up to a major professional club stadium. The requirements for the football pitch and site

depend upon the level at which a club is playing, and this is set out in the FA's Ground Grading requirements, a summary of which is provided in Appendix 2. The teams playing at the lower Step numbers are higher in the football pyramid and the Ground Grading requirements are more demanding. The list of teams playing in the FA National League System and requiring stadia pitches in the district are given in Figure 18.

- 3.24 Banbury United FC's home site is close to Banbury town centre. The site is now part of the Canalside redevelopment area of the town, and it is proposed to relocate the football club to the southern edge of the town, adjacent to Bodicote Park, identified in the Local Plan as site Banbury 12. The district council does not own either site, so its role is as an enabler and there are specific policies in the Local Plan. There will be a requirement for replacement of the existing stadia pitch and ancillary facilities prior to the existing site being lost to development. This replacement will need to meet the tests of the National Planning Policy Framework, meaning that the new site will be "equivalent or better" than the Canalside site.
- 3.25 The Easington Sports site in Banbury has significant problems, both in relation to the stadia pitch and ancillary facilities. The clubhouse was built in the 1960s and expanded during the 1970s and despite later improvements the changing facilities are now in a poor condition. There are issues in the building with asbestos and rising damp, and it is no longer large enough to cater for the size of the club. The main pitch is often under water during the playing season and requires a new drainage system, but this would also necessitate upgrading the drainage of the grass pitches at the adjacent Blessed George Napier Academy. The access to the club is via the residential Addison Road and the close proximity of houses means that floodlighting would not be acceptable on the match pitch. An alternative site for the club which includes space for the stadia pitch, community pitches, clubhouse and car parking is required. No deliverable site has yet been identified to provide for this need.
- 3.26 Bicester Town FC currently play at Ardley but were previously playing at Oxford Road, Bicester at Step 5. The team has been playing at Step 6 but has had to turn down promotion back to Step 5 in both 2017 and 2018 because of the club's situation. The drivers for a move back into Bicester by the club include the fact that much of their sponsorship income is linked to the town and the potential is reduced because the club does not play there. The costs of site hire are Ardley and the lower sponsorship means that the club is less financially sustainable. Furthermore, the Ardley and Fewcott Parish Council may not support the long term use of the stadium pitch at Ardley by Bicester Town FC.
- 3.27 The Oxford Road, Bicester stadia site should therefore be replaced or retained as a Step 5 stadia pitch, even though it is not being used at this level at the present time.

Figure 18: Clubs with stadia pitches

Club	National League System Step	Ground
Adderbury Park	7	Adderbury Recreation Ground
Ardley United	5	Ardley Playing Field
Bicester Town	6	
Banbury United	3	Banbury United Football Club
Cropredy	7	Cropredy Recreation Ground
Easington Sports	6	Easington Sports and Social Club, Banbury
Heyford Athletic	7	Lower Heyford Sport and Social Club
Hook Norton	6	Hook Norton Sports and Social Club
Kidlington	4	Kidlington Football Club
Launton Sports	7	Launton Recreation Ground
Yarnton	7	Littlemarsh Playing Field
Not currently used as stadia pitch	5	Oxford Road, Bicester Sports Assn, Bicester

Pitch quality

3.28 The quality standard for each pitch used by the community has been assessed through a site visit, consultation with the FA, clubs and the District Council. The estimated carrying capacity for each of the pitches is derived from the agreed quality standard for each pitch and the guidance criteria for pitch carrying capacity (Sport England, 2013), a copy of which is given in Figure 19.

Figure 19: Pitch carrying capacity for football

Agreed pitch quality rating	Senior football	Youth football	Mini soccer
	Number of match equivalent sessions a week		
Good	3	4	6
Standard	2	2	4
Poor	1	1	2

3.29 It should be noted that the playing pitch guidance criteria from Sport England does not specifically take into account the impact of weather on the football season, such as snow cover or frozen ground. This will have an impact on both the number of matches which are able to be played on a pitch, and often the length of the season if postponed matches are rescheduled. It is therefore important to retain some spare capacity in the pitch stock generally to enable flexible management of sites and bookings.

- 3.30 Where pitches are in parks or amenity green spaces they tend to suffer more than closed sites from dog fouling and damage from unauthorised or other uses.
- 3.31 The quality of the changing and ancillary provision on each site has also been assessed using the guidance templates.

Sites under threat

- 3.32 The National Planning Policy Framework (NPPF) (paragraph 74 of the 2012 version) (Communities and Local Government, 2012), has now been updated by the revised NPPF of July 2018 paragraph 97 (Ministry of Housing, Communities and Local Government, 2018). It protects playing fields from development. The changes between the 2012 and 2018 versions are identified in bold below.

Existing open space, sports and recreational buildings and land, including playing fields, should not be built on unless:

- *an assessment has been undertaken which has clearly shown the open space, buildings or land to be surplus to requirements; **or***
 - *the loss resulting from the proposed development would be replaced by equivalent or better provision in terms of quantity and quality in a suitable location; **or***
 - *the development is for alternative sports and recreational provision, the **needs for benefits of** which clearly outweigh the loss **of the current or former use.***
- 3.33 There are two sites in the district which are currently under threat or have been, in principle, agreed for development:
- Banbury United FC - site allocated for redevelopment; proposed to be relocated to Banbury 12 allocated site but replacement details still to be confirmed.
 - Bicester Sports Association, Oxford Road, Bicester – potentially under threat as site expected to be subject to a planning application for redevelopment.
- 3.34 The protection provided by NPPF means that both sites would need to be fully replaced prior to their development.

Current provision of artificial grass pitches

- 3.35 There are two small sized short pile 3G pitches with football turf at Bicester Leisure centre and one new full size 3G pitch at Whitelands Farm Sports Ground in Bicester which was designed for and is marked out for both rugby and football. This new pitch has recently passed the FIFA tests for football match use has been included in the FA register, so is useable for matches for both sports.
- 3.36 Figure 20 maps these pitches in Cherwell, with a 20 minute drive time from the Whitelands Farm Sports Ground pitch. Also shown on the map are those pitches

outside of the authority whose catchments in part provide for the district, such as the pitch at Kineton High School. The map shows that most of the northern half of the district (including Banbury) does not have access to any large size 3G pitch.

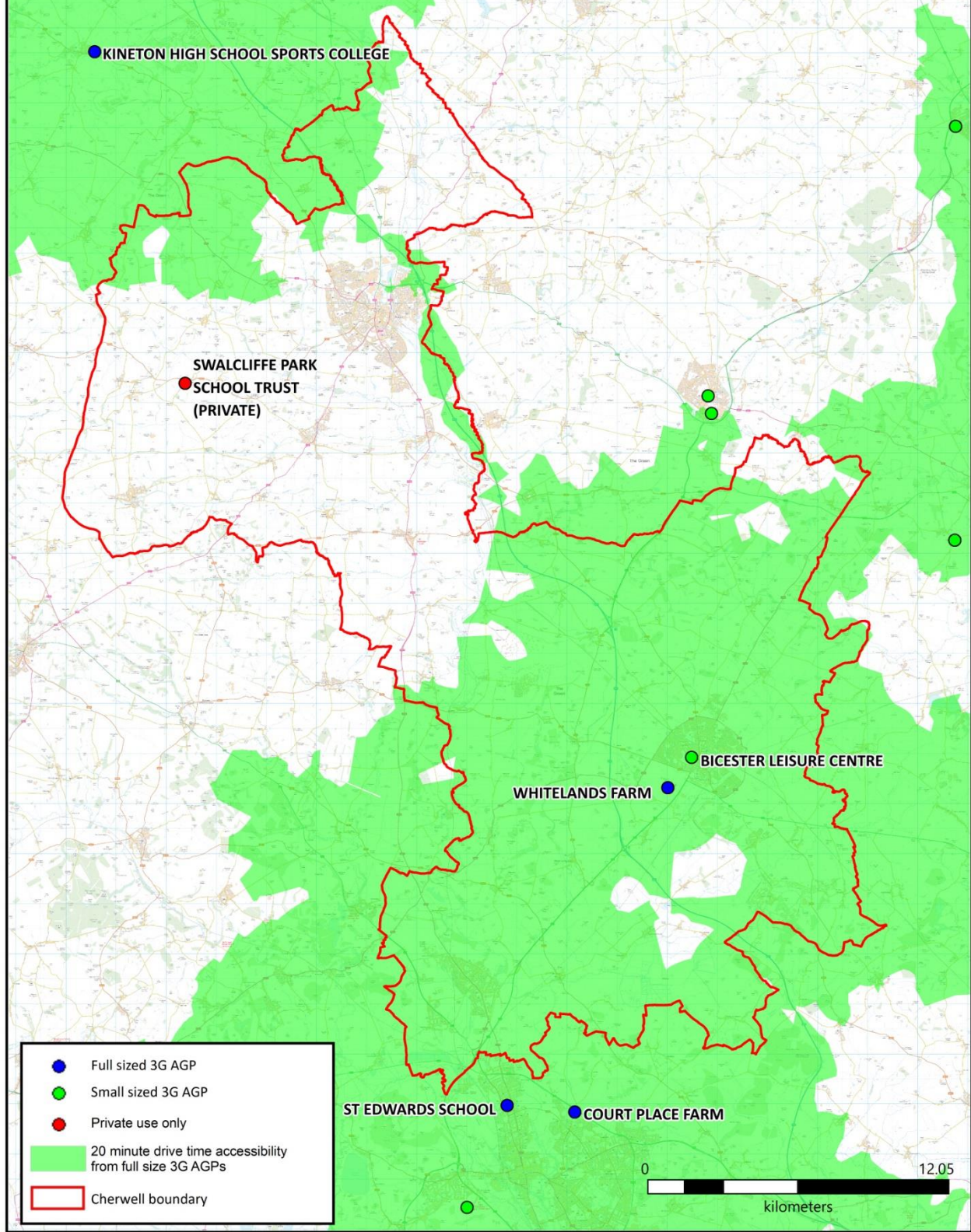
- 3.37 During winter 2016-17 there were relatively high levels of use of all of the AGPs across the district, and at least half of the football clubs used AGPs for training. Football training takes place on all pitch types and sizes but the preferred surface is 3G. It is expected that some use may therefore transfer from sand based pitches to the Whitelands Farm Sports Ground pitch, but this is difficult to quantify as it is also being used for rugby training.

Figure 20: 3G map for Cherwell



Cherwell District Council

3G Artificial Grass Pitches



Contains Ordnance survey data © crown copyright and database right. 2017

Consultation findings

- 3.38 The following comments are a summary of the general comments received in the formal playing pitch strategy process from the clubs and providers. Where issues or comments on quality have been raised about particular sites or locations, these have been incorporated into the site by site table in the report (Section 9, Figure 68).
- 3.39 All of the football clubs were consulted during the strategy process, and a list of those responding is given in Appendix 3. Out of 268 teams, there were responses from 200, giving a response rate of 75%.

Club comments

- 3.40 All of the clubs involved in football in the district were consulted using a web based survey approved by the Football Association, based on the Sport England Guidance.

Key findings

- 3.41 The following are some of the key findings from the web based club survey returns.
- Change in teams over the 3 years from 2014 to 2017:
 - The number of mini teams has increased in over half of the responding clubs.
 - The number of youth male teams has increased for 40% of responding clubs, with the others having approximately the same number over the last 3 years.
 - There has been a slight decline in the number of female teams, at both youth and adult levels.
 - Most clubs have seen no change in the number of senior teams.
 - Most of the clubs expected to see an increase in the number of senior male and female teams, however this growth was expected to be relatively small, at one additional team per club.
 - The growth across younger age groups is more pronounced. Half of the clubs expected the number of youth male teams to increase by at least two, and a quarter of mini clubs expect to see a further 4 teams per club.
 - The majority of players across all age groups travel between 2 – 5 miles to play home games. One third of senior players travel over 5 miles.
 - Despite nearly 70% of clubs not having any waiting list, nearly half would expect to see additional teams within the club following improvements to their pitch(es) and ancillary facilities.
 - The training facilities used by football clubs are varied. Of the 70 different facilities used by clubs, over half were AGPs, and due to the lack of 3G AGPs,

this primarily took place on sand-based pitches. One third of teams used grass pitches, and the remaining clubs used indoor facilities.

- The football club consultation indicated that on the whole, it was either 'very easy' or 'easy' to book training facilities.

National Governing Body comments and strategies

- 3.42 The Football Association (FA) is the national governing body for football in England, and its local association is the Oxfordshire Football Association. The County FA officers actively supported the consultation with the clubs, and have been involved with the study process.
- 3.43 There is no specific football facility strategy for Cherwell but this report will inform the FA's own future priorities for investment via their sister body, the Football Foundation. Cherwell District Council has been working with the FA to commence the formation of Football Partnerships, initially focussing on Banbury and Bicester which are based on the FA priorities.
- 3.44 The Football Association's National Facilities Strategy places heavy emphasis on the development of new 3G AGPs and on the resurfacing of some of the existing AGPs to 3G from sand filled/dressed, where there is a strategic priority for football but surplus provision for hockey. The objective is to give every football team the opportunity to train for at least one hour per week on a 3G pitch, and the FA estimates that the equivalent of one large size 3G pitch is needed for every 42 teams.

Adjacent authorities' provision and strategies

- 3.45 A review of the adjacent authorities PPS reports shows that:
- Aylesbury Vale: There is no current playing pitch strategy.
 - South Northants: The draft PPS of February 2018 identified the potential development of a sports hub in Brackley, with the possible relocation of clubs away from the town centre. If a 3G was developed as part of this sport hub, the catchment would overlap with that of the Whitelands Farm Sports Ground at Bicester.
 - Stratford-on-Avon: The playing pitch strategy of 2011 concluded that there are enough junior and senior pitches to accommodate future demand at the district level. There is a current and growing deficit of mini soccer pitches.
 - West Oxfordshire: The playing pitch strategy of 2014 highlighted a number of football, cricket and rugby pitches that are currently being overused. The report indicates that the future housing growth will further exacerbate the net deficit in pitch supply.
 - Oxford: The playing pitch strategy of 2012 indicated an oversupply of senior football pitches, but an undersupply of mini soccer and youth football pitches, rugby and cricket pitches. For all pitch types, the large numbers of sites without

secure community use provided a great deal of uncertainty moving forward. The report concluded that if all pitches without secure community use were included within the assessment, there would be adequate provision for all sports. A refresh of the Oxford strategy started in March 2018.

- South Oxfordshire: The draft playing pitch strategy of 2018 indicates a significant district wide deficit in youth football, with just enough provision for mini soccer, and spare capacity for senior football. The main growth points in the district are situated away from the boundary with Cherwell, so there is not expected to be any major change in the supply/demand balance on this border.

3.46 This strategy review suggests that there is no spare capacity in the adjacent authorities to cater for any increased demand arising from Cherwell. Any of the spare capacity within adjacent authorities will likely be required to accommodate any population growth occurring within that authority.

Assessment of current supply/demand

Market Segmentation

3.47 The Market Segmentation tool from Sport England is summarised in the Background and Context Report (Part 1). This considers participation in sport by people aged 16 and over, and suggests that 2 of the larger market segments in the district may take part in football, both of which are male. It also suggests that, for adults, there is probably limited potential to significantly increase the rates of football participation in the district, even in the longer term, and even if all of the facilities were brought up to a high quality standard. There will however be an increase in line with the planned housing growth.

3.48 This contrasts with the growth in football amongst young people, particularly for girls. This interest is likely to be reflected in a continuing trend towards more youth and girls teams in the future.

Playing pitch model

3.49 There are two elements to consider when assessing the balance between the supply and demand for football pitch space in the district:

- Pitch availability at peak times – the number of pitches required for football at the different FA recommended pitch sizes, in order to cater for matches.
- Pitch capacity - the ability of natural grass pitches to provide for matches, training and other activity over a week or over a season. This is most often determined by their quality.

Grass pitch availability at peak time

- 3.50 The Sport England guidance sets out the required approach towards modelling of grass pitch sports, using Team Generation Rates, the temporal demand for the sport (the number of matches at peak time), pitch quality and the availability of pitches of the required size. The current spare capacity based on the known usage at each site at peak time is given in the table in Section 9, Figure 68.
- 3.51 The sites shaded green have some spare capacity at peak time, and the number of matches which could be additionally accommodated on each site are identified. In practice, where this is 0.5, this is one match every fortnight, or potentially one extra team could be accommodated on the site for matches. If the number is 1, then this means that two extra teams could use the pitch as their home match site.
- 3.52 There are clearly some sites which are being over-used or very close to capacity, and these are marked in red in Section 9, Figure 68. These are well spread across all pitch types, with notable deficits (-1.5 matches) at Bicester Sports Field (youth 11v11) and Wardington Playing Fields (7v7).
- 3.53 If this peak time capacity assessment is considered at the sub area level, this demonstrates how well supply matches demand for each area of the district but taking into account only those sites which have secure community use. This is given in Figure 21, which shows that most areas of the district are currently approximately in balance between the demand for pitches at peak time and the supply. However in some places there is an incomplete set of pitch sizes, which means that any teams arising and not catered for, will either have to travel outside of the sub area or play on a pitch of a different size.

Figure 21: Football spare peak time match capacity by sub area in 2016-17 (secure community use only)

Sub Area	Mini 5v5	Mini 7v7	Youth 9v9	Youth 11v11	Adult 11v11
Banbury Rural	0.5	-1	1.5	2.5	1.5
Banbury Town	1	1	0.5	1.5	0.5
Bicester Rural	4	-1	0.5	3	3.5
Bicester Town	1.5	2.5	0	0	3.5
Kirtlington and Rural	0.5	0.5	No pitches	No pitches	2
Kidlington	2	0.5	No pitches	1.5	4

Grass pitch capacity across the week

- 3.54 The next question is whether, even if there is sufficient capacity at peak time to potentially host additional teams, the quality of the pitches are good enough to withstand additional use. This part of the assessment adds up all of the use of a pitch across a week, both matches and training, and then compares it to the expected carrying capacity based on the assessed quality from the site audit, see

Figure 19. The spare capacity based on known usage for each pitch on each site is shown in Section 9, Figure 68.

3.55 Figure 22 provides a summary of the spare capacity across the week by sub area in the number of match equivalents as at 2016-17. This shows that there was plenty of capacity across the week in almost every pitch size for every age group, with the exceptions being those areas with a lack of pitches of particular sizes. Where there was provision, the sub areas with the least capacity is Kirtlington and Rural, followed by Banbury Town. The youth 11v11 football in Kidlington had only just enough capacity to meet the demand across the week. With the spare capacity in the adult pitch sizes in those areas without 9v9 or youth 11v11 pitches, there appeared to be scope for some remarking in order to provide a full set of pitch sizes.

Figure 22: Football total spare capacity by sub area in 2016-17 (secure community use only)

Sub Area	Mini 5v5	Mini 7v7	Youth 9v9	Youth 11v11	Adult 11v11
Banbury Rural	17	22.5	1.5	4	8
Banbury Town	10	9	3.5	2.5	4
Bicester Rural	35	15	16	12.5	13.5
Bicester Town	13.5	17	1	2.5	8.5
Kirtlington and Rural	5.5	3.5	No pitches	No pitches	6.5
Kidlington	20	24	No pitches	2.5	8.5

3.56 In summary, the peak time demand for football pitch space to provide for matches is the main factor in determining whether there is sufficient pitch space for football at the present time. All of the sub areas in Cherwell have at least sufficient capacity, with the exception of 7v7 pitches in Bicester Rural and Banbury Rural.

Artificial grass pitches (AGP)

3.57 If an AGP meets the technical specification of the FA, it can be registered and can be used for matches as well as training. There is currently one FA registered pitch in Cherwell, Whitelands Farms Sports Ground, but there is potential and a desire to provide more pitches in the future.

3.58 There is no simple equation which equates an AGP to match provision, but it could be assumed that one adult match could be played each of Saturday morning and afternoon, and Sunday morning and afternoon. However, for the junior and mini games, one large pitch (100 x 64m excluding runoffs) can be marked out for 2 x 7v7 pitches and/or 2 x 9v9 pitches (meeting the FA minimum size) or 4 x 5v5 pitches, enabling concurrent and consecutive matches to be played.

3.59 The impact of providing a full size FA register pitch and making it accessible for all age groups for matches and training is therefore very significant but will depend

on: the number of hours and days of the week it is available for community (club use); the provision of floodlighting; changing and car park provision; and whether the hire charges for club use are affordable for all age groups.

Facilities Planning Model for AGPs

- 3.60 The Sport England Facilities Planning Model for AGPs considers only large size pitches, and given that there were no football turf pitches of this size in Cherwell until very recently, it was agreed that an FPM AGP football report would not be appropriate for football in the district, and that the strategy should use the FA modelling instead.
- 3.61 However, the key parameters based on national research which lie behind the Facilities Planning Model (FPM) provide a useful guide to the ways in which AGPs are used: the dominance of football overall, the much higher percentage of male users than female, and the rapid fall off in users with age, see Section 2, Figure 4.

FA model for 3G AGP provision

Football training

- 3.62 The FA has an aspiration that each football team should have access at least one hour a week to a 3G AGP for training, and they have developed their own model to calculate the amount of 3G AGP pitch space required. The FA model assumes that the 3G AGPs are available from 6pm-10pm midweek and 9am-5pm on weekends, and that the pitches are available for club training as in Figure 23.

Figure 23: FA 3G AGP model training hours

Pitch size and nature	Number of hours available for club training
Full size	42
Stadia	28
60 x 40m	18
Multi Use Games Area	12
Commercial 5 a side centres	10
Pro club indoor and outdoor facilities	0

- 3.63 This model was based on research undertaken in 2012 by Sport England. It found that on average 51% of usage is by sports clubs (when factoring in the number of training slots available per pitch per hour) if a site is fully open during the weekday evenings and at weekends, with hours of operation as above. A full size 3G AGP on average has 111 training slots per week, with 42 slots available for community club training (or matches).
- 3.64 The model therefore incorporates both the commercial/pay and play use of a pitch and community club use. The FA advise that all planned 3G AGPs with high levels of community use but which are yet to have a formal programme of use identified, should be assumed to have 42 training slots available for community club training.

- 3.65 The model also helps to identify how many more hours are required in each local authority to potentially provide every affiliated club with the opportunity to train for one hour per week. The FA has agreed that the number of affiliated teams playing on grass in Cherwell is 256 community teams. As such, the FA is currently seeking 256 training slots of 1 hour each per week on 3G pitches, or the equivalent of 6 full size 3G pitches.
- 3.66 The Whitelands Farm Sports Ground pitch in Bicester was developed as both a football and a rugby surface pitch and has recently been included in the FA 3G Register. As the pitch was only opened in September 2017, it is not possible to confirm the balance of bookings/usage between football and rugby. It has therefore been assumed that this pitch will be used for about 50% of the training time for both sports, providing a total of 21 hours of slots for football, potentially co-ordinated by the Bicester Football Partnership. The number of training slots and the match capability is summarised in Figure 24.

Figure 24: FA 3G model training slots

Site Name	Pitch size	Size sufficient for matches for age group up to	Availability for training
Bicester Leisure Centre	35x17	None	12
Bicester Leisure Centre	35x17	None	12
Whitelands Farm Sports Ground, Bicester	100x60	Adult 11v11	21
TOTAL NUMBER OF TRAINING SLOTS			45

- 3.67 All of the 3G provision is within Bicester, and it is known that full size 3G pitches have a catchment of about 20 minutes, with smaller size pitches having a catchment of approximately 15 minutes. The catchment of the Whitelands Farm Sports Ground site is mapped in Figure 20, and it is clear from this map that the two sites in Bicester can meet some of the demand arising from the sub areas of Bicester Town, Bicester Rural, Kirtlington and Rural, and Kidlington. Together these sub areas are estimated to have 132 teams, and with a capacity of 45, this leaves a deficit of 87 slots, or 2 full size 3G pitches. In practice, it would make sense for one additional pitch to be provided in the Bicester area, and one in the Kidlington area.
- 3.68 The catchment map in Figure 20 also confirms that in practice, there is no access to any 3G pitch for the Banbury Town sub area and much of the Banbury Rural sub areas. In 2016-17 there were estimated to be 123 teams, or an unmet training demand equivalent of almost 3 full size 3G pitches.
- 3.69 In terms of cross-boundary movement, there are a number of 3G pitches in Oxford, South Northamptonshire and Stratford-on-Avon, but only two in Oxford are on the FA register. The small number of 3G pitches and the high demand for them, plus

the limited catchments in relation to Cherwell, means that Cherwell needs to meet its own demand.

- 3.70 With an effective drive time of 20 minutes for 3G pitches used for football, either matches or training, the best location for the initial investment in a full size 3G pitch should be at site which is accessible to as many potential users as possible. However, any such site would also need to be deliverable and sustainable.
- 3.71 There are no new 3G pitches confirmed as being delivered in the district, although there are two planning obligation commitments in Banbury plus a number of other sites which may come forwards across the district. These are explored towards the end of Section 2 of this report (para 2.35 onwards).

Football matches

- 3.72 The FA is placing an increasing focus on the opportunity for community clubs to use 3G AGP pitches for matches. These pitches need to conform to the requirements of the FA Register and need to be retested every 3 years. The new Whitelands Farm Sports Ground site in Bicester has recently been added onto the FA 3G Register, so sanctioned league fixtures can take place on this pitch. The other small size pitches at Bicester Leisure Centre are too small to cater for any matches for any age group.
- 3.73 As the programming of the Whitelands Farm Sports Ground pitch is yet to be confirmed, it is too early to determine the role of the pitch in providing match space for football, as both football's and rugby's peak demand is at the weekend. By early December 2017, the site had been used for three football matches in total since its opening. Early indications of bookings for 2018 suggest that the pitch will be used more for matches in the future.
- 3.74 The provision of fully accessible and competitively priced (compared to grass pitches) full size 3G FA Register pitches can help to reduce the amount of grass pitch space required. This is particularly useful for the mini game as the pitch can host more than one match at a time and the matches are short and consecutive. However as only one match can take place at any one time for adults and the older youth teams, the reduction is only by one of each grass pitch size for these age groups per full size AGP. AGPs cannot therefore replace all of the grass pitch needs for the sport.

Assessment of Future Needs

- 3.75 The assessment of the future needs for football is based on a combination of:
- Team generation rate modelling results. These forecast growth in the sport, using team generation rates (TGRs), which in turn are based on: the current rates of participation in the sport across the age groups and sexes; the anticipated growth in each sport, again across the different age groups and sexes; and the changes in the population for each area of Cherwell over time.
 - The quality and availability of the existing grass pitches for both matches and training.
 - The technical requirements of football in relation to 3G AGPs.
 - The capacity of the existing sites to meet future demand, both grass pitches and AGPs.

TGR modelling

- 3.76 The basis for modelling the future demand for football was agreed with the FA and is given in Figure 25. The substantial forecast growth in the girls' and women's game is a reflection of the focus on female football at both the national and the more local level. The FA's National Gameplan for Growth strategy sets the direction, and the Oxfordshire FA's Women and Girls' Strategy has responded with a major focus on increasing female football in North Oxfordshire. Here it is recognised that there is a lack of provision, but a large potential for growth.
- 3.77 The FA is supporting clubs to increase the number of girls' and women's teams in the area, such as via the Wildcats programme, and other youth recruitment programmes. The Women's Summer League is growing, and the Women's Beginner's Festivals help to introduce new players to the game. With more girls taking up the sport, it is expected that this will lead to more adult female teams, and appropriate places to play will be needed as they progress up the leagues.
- 3.78 The growth in the rate of participation by girls and women in football, means that the female game is expected to grow much faster than the male game. However as this is from a low base, the number of teams by 2031 are still expected to be much smaller than the number of male teams.

Figure 25: Football- agreed participation rate increases

		Cumulative growth percentage from 2017		
		2021	2026	2031
Minis	2.5% pa to 2019, then 1.25% thereafter	10.0%	16.3%	22.5%
Youth boys	1% pa to 2019, then 0.5% pa thereafter	4.0%	6.5%	9.0%
Youth girls	0.25% pa to 2019 then 0.88% thereafter	2.5%	6.9%	11.3%
Men	0% pa	0%	0%	0%
Women	0.25% pa to 2019 then 12.5% pa thereafter	25.8%	88.3%	150.8%

3.79 This means that the Team Generation Rates change over time, see Figure 26.

Figure 26: Team Generation Rates to 2031

	Age Groups	Team age group	TGR rates			
			2017	2021	2026	2031
Mini-soccer 6-7 yrs - mixed	6 -7 yrs	u7 & u8	8.62	9.48	10.02	10.56
Mini-soccer 8-9 yrs - mixed	8 -9 yrs	u9 & u10	11.66	12.83	13.56	14.29
Youth football 9 v 9 - boys	10-11yrs	u11 & u12	17.02	17.70	18.13	18.55
Youth football 9 v 9 - girls	10-11yrs	u11 & u12	6.47	6.64	6.92	7.21
Youth football 11 v 11 boys	12-15 yrs	u13 & u16	14.47	15.05	15.42	15.78
Youth football 11 v 11 girls	12-15 yrs	u13 & u16	2.36	2.42	2.52	2.62
Men's football	16-45yrs	u17 +	2.78	2.78	2.78	2.78
Women's football	16-45yrs	u17 +	0.14	0.18	0.27	0.36

3.80 The TGRs can be written another way, by indicating the size of the population in each age group needed to generate one team. The following is for 2017 and can be used with the Sport England Pitch Calculator to determine the amount of demand likely to arise from any new development over time.

Figure 27: Team Generation Rate for Pitch Calculator

	Age Groups	Team age group	Number of people in age group needed to generate one team
Mini-soccer 6-7 yrs - mixed	6 -7 yrs	u7 & u8	116
Mini-soccer 8-9 yrs - mixed	8 -9 yrs	u9 & u10	86
Youth football 9 v 9 - boys	10-11yrs	u11 & u12	59
Youth football 9 v 9 - girls	10-11yrs	u11 & u12	154
Youth football 11 v 11 boys	12-15 yrs	u13 & u16	69
Youth football 11 v 11 girls	12-15 yrs	u13 & u16	424
Men's football	16-45yrs	u17 +	360
Women's football	16-45yrs	u17 +	6,953

3.81 The outcome of the modelling is given in Figure 28. The key findings from the modelling are:

- Across the authority, there is expected to be an increase from 257 teams in 2017 to 397 teams by 2031.
- The area with by far the largest number of teams in 2017 is Banbury, with 88 teams. The demand in this area is expected to grow by 41 teams in the period up to 2031, mostly in mini soccer and youth football age groups. Adult demand is growing, but at a slower rate.
- The rate of team growth in Bicester and Kidlington for the period 2017 – 2031 is 47%.
- The demand in Bicester Town is 59 teams in 2017, rising to 111 teams by 2031. This growth is mostly in mini soccer and youth football, with an increase of 36 teams. Senior football is also significantly growing, with 10 additional teams identified during the period up to 2031.
- The growth in demand within the rural sub areas is considerably less than in their urban counterparts, reflecting the concentration of new housing within the urban centres. For example, in the Banbury Rural sub area, demand for all age groups only increases by 3 teams throughout the period 2017 – 2031.
- The Kirtlington and Rural sub area has the smallest number of teams both in 2017 and 2031. Throughout the whole period, demand across all age groups only increases by 1.

3.82 The next step in the modelling is to consider if the pitch capacity identified earlier in the report, by peak period and across the week, is capable of meeting this changed demand in the period up to 2031.

Figure 28: Football- estimated number of teams to 2031

	Number of teams within age group			
	2017	2021	2026	2031
Whole district				
Mini-soccer 6-7 yrs - mixed	34	39	46	56
Mini-soccer 8-9 yrs - mixed	46	52	62	75
Youth football 9 v 9 - boys	28	38	38	46
Youth football 9 v 9 - girls	11	14	14	18
Youth football 11 v 11 boys	48	62	65	75
Youth football 11 v 11 girls	8	10	10	13
Men's football	78	92	97	101
Women's football	4	6	10	13
Total number of teams	257	312	343	397
Banbury Town				
Mini-soccer 6-7 yrs - mixed	12	15	17	18
Mini-soccer 8-9 yrs - mixed	17	20	23	24
Youth football 9 v 9 - boys	9	14	14	16
Youth football 9 v 9 - girls	4	5	5	6
Youth football 11 v 11 boys	15	22	24	26
Youth football 11 v 11 girls	3	3	4	4
Men's football	27	33	33	30
Women's football	1	2	3	4
Total number of teams	88	115	125	129
Banbury Rural				
Mini-soccer 6-7 yrs - mixed	5	4	5	5
Mini-soccer 8-9 yrs - mixed	6	6	6	7
Youth football 9 v 9 - boys	4	5	4	4
Youth football 9 v 9 - girls	2	2	1	2
Youth football 11 v 11 boys	8	9	7	7
Youth football 11 v 11 girls	1	1	1	1
Men's football	9	11	11	11
Women's football	0	1	1	1
Total number of teams	35	39	36	38

	2017	2021	2026	2031
<i>Bicester Town</i>				
Mini-soccer 6-7 yrs - mixed	8	9	13	16
Mini-soccer 8-9 yrs - mixed	11	13	18	22
Youth football 9 v 9 - boys	6	9	10	13
Youth football 9 v 9 - girls	3	3	4	5
Youth football 11 v 11 boys	11	15	17	20
Youth football 11 v 11 girls	2	2	3	3
Men's football	18	23	29	28
Women's football	1	2	3	4
<u>Total number of teams</u>	60	76	97	111
<i>Bicester Rural</i>				
Mini-soccer 6-7 yrs - mixed	4	5	5	6
Mini-soccer 8-9 yrs - mixed	6	6	7	8
Youth football 9 v 9 - boys	4	5	5	5
Youth football 9 v 9 - girls	1	2	2	2
Youth football 11 v 11 boys	7	8	8	8
Youth football 11 v 11 girls	1	1	1	1
Men's football	11	12	13	13
Women's football	0	1	1	1
<u>Total number of teams</u>	34	39	41	44
<i>Kidlington</i>				
Mini-soccer 6-7 yrs - mixed	4	5	5	9
Mini-soccer 8-9 yrs - mixed	5	6	6	12
Youth football 9 v 9 - boys	3	4	4	8
Youth football 9 v 9 - girls	1	1	2	3
Youth football 11 v 11 boys	5	7	7	13
Youth football 11 v 11 girls	1	1	1	2
Men's football	10	10	9	16
Women's football	1	1	1	2
<u>Total number of teams</u>	30	34	36	65
<i>Kirtlington and Rural</i>				
Mini-soccer 6-7 yrs - mixed	1	1	1	1
Mini-soccer 8-9 yrs - mixed	2	2	2	2
Youth football 9 v 9 - boys	1	1	1	1
Youth football 9 v 9 - girls	0	0	0	0
Youth football 11 v 11 boys	2	2	2	2
Youth football 11 v 11 girls	0	0	0	0
Men's football	2	3	3	3
Women's football	0	0	0	0
<u>Total number of teams</u>	9	10	10	10

Scenario options for meeting this demand

3.83 As identified above, the main areas of change expected in the authority are within the towns of Bicester, Banbury and Kidlington.

Football match demand – AGPs?

3.84 In relation to matches, the FA model has been used to assess the need for, and the potential impact of 3G pitches. This is worked through in Appendix 4 for the forecast number of teams for the areas around Banbury, Bicester and Kidlington, and the outputs are summarised in Figure 29.

3.85 Whilst Figure 29 is useful in understanding how demand for football pitches could be met by AGPs, it is clearly unrealistic for the required number of FA registered 3G pitches to be provided. Furthermore, as this is only based on current demand, additional pitches to those identified in Figure 29 would be required to meet the demand in the longer term.

3.86 Instead, the priority should be to deliver sites in suitable areas to best meet needs arising from both training and competitive matches. The recent provision of a 3G pitch at Whitelands Farm Sports Ground in Bicester can theoretically accommodate about a third of the mini soccer demand, and 50% of 9v9 demand, but this depends on the programming. Until the demand patterns become clearer and the programming of this pitch is confirmed, its role in meeting football 3G provision demand is uncertain.

Figure 29: Number of 3G pitches required to meet match demand

Format of game	Banbury Town & Banbury Rural	Bicester Town and Bicester Rural	Kidlington and Kirtlington Rural
Mini 5 v 5 and 7 v 7	5	4	2
Youth 9 v 9	4	3	1
Youth 11 v 11	5	4	2
Senior	7	7	3

Football match demand – grass pitches?

3.87 Figure 30 considers whether the existing spare match capacity of the grass pitch stock can meet the expected demand from the new population by 2031.

3.88 This shows that the sub areas of Banbury Town (4.1 ha), Bicester Town (4.6 ha) and Kidlington (1.2 ha) will each need additional playing field space for football by 2031.

3.89 Banbury Rural, Bicester Rural, and the Kirtlington and Rural sub areas all have a sufficient grass pitch stock to meet the expected demand up to 2031. A portion of the unmet demand in the Bicester Town and Kidlington sub areas could potentially be accommodated by the spare capacity in their rural counterparts. However, this

would depend on the location of pitches with spare capacity, and the willingness of teams to travel.

Figure 30: Football grass pitch demand/supply up to 2031 by sub area

Sub area	Number of teams within age group (excl team equivalents)				Number of matches per week (Number of teams / 2)				Number of matches being played at peak time				Change in peak time pitch requirements (number of matches)			Spare match capacity of existing pitch stock 2016/17 (peak time)	Balance in peak time supply/demand match pitch space in 2031	Balance in peak time pitches required by 2031	Additional area of pitches required incl run off (ha)	Additional area of playing field space required in ha (150% of pitch space)
	2017	2021	2026	2031	2017	2021	2026	2031	2017	2021	2026	2031	2021	2026	2031					
Banbury Town																				
Mini-soccer 6-7 yrs - mixed	12	15	17	18	6	7	9	9	6	7	9	9	1	2	3	1	-2	-1	0.13	0.2
Mini-soccer 8-9 yrs - mixed	17	20	23	24	8	10	12	12	8	10	12	12	2	3	4	0.0	-4	-2	0.50	0.7
Youth football 9 v 9 - boys	9	14	14	16	4	7	7	8	4	6	6	7	2	2	3	0.5	-4	-2	0.8	1.2
Youth football 9 v 9 - girls	4	5	5	6	2	3	3	3	2	2	3	3	1	1	1					
Youth football 11 v 11 boys	15	22	24	26	8	11	12	13	5	7	8	8	2	3	3	1.5	-2	-1	0.7	1.1
Youth football 11 v 11 girls	3	3	4	4	1	2	2	2	1	1	1	1	0	0	1					
Men's football	27	33	33	30	14	17	17	15	10	12	12	11	2	2	1	0.5	-2	-1	0.6	0.9
Women's football	1	2	3	4	1	1	2	2	1	1	1	1	0	1	1					
																		2.7	4.1	
Banbury Rural																				
Mini-soccer 6-7 yrs - mixed	5	4	5	5	2	2	2	3	2	2	2	3	0	0	0	1	1	0	-0.05	-0.1
Mini-soccer 8-9 yrs - mixed	6	6	6	7	3	3	3	4	3	3	3	4	0	0	0	0.5	0	0	-0.01	0.0
Youth football 9 v 9 - boys	4	5	4	4	2	3	2	2	2	2	2	2	0	0	0	1.5	2	1	-0.4	-0.5
Youth football 9 v 9 - girls	2	2	1	2	1	1	1	1	1	1	1	1	0	0	0					
Youth football 11 v 11 boys	8	9	7	7	4	4	4	3	3	3	2	2	0	0	0	2.5	3	1	-0.9	-1.3
Youth football 11 v 11 girls	1	1	1	1	1	1	1	1	0	0	0	0	0	0	0					
Men's football	9	11	11	11	5	5	5	5	3	4	4	4	1	1	1	1.5	1	0	-0.2	-0.4
Women's football	0	1	1	1	0	0	0	1	0	0	0	0	0	0	0					
																		-1.5	-2.3	
Bicester Town																				
Mini-soccer 6-7 yrs - mixed	8	9	13	16	4	5	7	8	4	5	7	8	1	3	4	1.5	-3	-1	0.19	0.3
Mini-soccer 8-9 yrs - mixed	11	13	18	22	5	6	9	11	5	6	9	11	1	4	6	2	-4	-2	0.48	0.7
Youth football 9 v 9 - boys	6	9	10	13	3	5	5	6	3	4	5	6	1	2	3	0	-4	-2	0.8	1.2
Youth football 9 v 9 - girls	3	3	4	5	1	2	2	2	1	2	2	2	0	0	1					
Youth football 11 v 11 boys	11	15	17	20	5	8	9	10	3	5	6	7	1	2	3	0	-4	-2	1.1	1.6
Youth football 11 v 11 girls	2	2	3	3	1	1	1	2	1	1	1	1	0	0	0					
Men's football	18	23	29	28	9	12	14	14	6	8	10	10	2	4	3	3	-1	-1	0.6	0.8
Women's football	1	2	3	4	0	1	1	2	0	1	1	1	0	1	1					
																		3.1	4.6	

	Number of teams within age group (excl team equivalents)				Number of matches per week (Number of teams / 2)				Number of matches being played at peak time				Change in peak time pitch requirements (number of matches)			Spare match capacity of existing pitch stock 2016/17 (peak time)	Balance in peak time supply/demand match pitch space in 2031	Balance in peak time pitches required by 2031	Additional area of pitches required incl run off (ha)	Additional area of playing field space required in ha (150% of pitch space)
Bicester Rural																				
Mini-soccer 6-7 yrs - mixed	4	5	5	6	2	2	3	3	2	2	3	3	0	1	1	4	3	2	-0.22	-0.3
Mini-soccer 8-9 yrs - mixed	6	6	7	8	3	3	4	4	3	3	4	4	0	1	1	-1	-2	-1	0.28	0.4
Youth football 9 v 9 - boys	4	5	5	5	2	2	2	2	2	2	2	2	0	0	0	0.5	0	0	0.0	0.0
Youth football 9 v 9 - girls	1	2	2	2	1	1	1	1	1	1	1	1	0	0	0					
Youth football 11 v 11 boys	7	8	8	8	3	4	4	4	2	2	2	3	0	0	0	3	2	1	-0.7	-1.1
Youth football 11 v 11 girls	1	1	1	1	0	1	1	1	0	0	0	0	0	0	0					
Men's football	11	12	13	13	5	6	6	6	4	4	4	4	0	1	1	3.5	3	1	-0.9	-1.4
Women's football	0	1	1	1	0	0	1	1	0	0	0	0	0	0	0					
																		-1.6	-2.4	
Kidlington																				
Mini-soccer 6-7 yrs - mixed	4	5	5	9	2	2	2	4	2	2	2	4	0	0	3	2	-1	0	0.04	0.1
Mini-soccer 8-9 yrs - mixed	5	6	6	12	3	3	3	6	3	3	3	6	1	1	3	1.5	-2	-1	0.25	0.4
Youth football 9 v 9 - boys	3	4	4	8	2	2	2	4	1	2	2	4	0	1	2	0	-3	-1	0.6	0.9
Youth football 9 v 9 - girls	1	1	2	3	1	1	1	1	1	1	1	1	0	0	1					
Youth football 11 v 11 boys	5	7	7	13	3	3	4	6	2	2	2	4	0	1	2	1.5	-1	-1	0.4	0.6
Youth football 11 v 11 girls	1	1	1	2	0	0	1	1	0	0	0	1	0	0	0					
Men's football	10	10	9	16	5	5	5	8	4	3	3	6	0	0	2	4	1	1	-0.5	-0.7
Women's football	1	1	1	2	0	0	0	1	0	0	0	1	0	0	1					
																		0.8	1.2	
Kirtlington and Rural																				
Mini-soccer 6-7 yrs - mixed	1	1	1	1	1	1	1	1	1	1	1	1	0	0	0	0.5	0	0	-0.03	0.0
Mini-soccer 8-9 yrs - mixed	2	2	2	2	1	1	1	1	1	1	1	1	0	0	0	0.5	0	0	-0.05	-0.1
Youth football 9 v 9 - boys	1	1	1	1	1	1	1	1	1	1	1	1	0	0	0	0	0	0	0.0	0.0
Youth football 9 v 9 - girls	0	0	0	0	0	0	0	0	0	0	0	0	0	0	0					
Youth football 11 v 11 boys	2	2	2	2	1	1	1	1	1	1	1	1	0	0	0	0	0	0	0.0	0.0
Youth football 11 v 11 girls	0	0	0	0	0	0	0	0	0	0	0	0	0	0	0					
Men's football	2	3	3	3	1	1	1	1	1	1	1	1	0	0	0	2	2	1	-0.7	-1.0
Women's football	0	0	0	0	0	0	0	0	0	0	0	0	0	0	0					
																		-0.8	-1.2	

Football training demand

3.90 Based on the FA's aspiration of one hour's training on a 3G pitch for all teams every week, the number of 3G pitches or their equivalent for Cherwell in the period up to 2031 is given in Figure 31. This is calculated based on one full size 3G pitch per 42 teams.

Figure 31: Number of 3G pitches required to meet training demand

	Banbury Town & Banbury Rural		Bicester Town and Bicester Rural		Kidlington and Kirtlington Rural	
	Number of teams	Number of 3G pitches needed	Number of teams	Number of 3G pitches needed	Number of teams	Number of 3G pitches needed
2021	154	3.6	115	2.7	44	1.0
2026	161	3.8	138	3.3	46	1.1
2031	167	3.9	155	3.7	75	1.8

3.91 Some of the football training is likely to take place on hockey surface pitches, but there is clear justification for up four full size 3G pitches in each of Banbury and Bicester, and in the longer term for two pitches in the Kidlington /Kirtlington area. If hockey surface pitches catered for the equivalent of one pitch of demand in each of Banbury and Bicester, then this justifies three football turf pitches in each of Bicester and Banbury and one in Kidlington.

Meeting the needs of the future

Banbury

Grass pitch provision

Banbury Town

3.92 New grass pitch provision is planned in the Banbury area:

- 1 adult and 2 junior pitches together with sports pavilion and a multi-use games area at Longford Park.
- 2 separate playing fields with a total of 2 adult and 2 junior pitches at Salt Way.
- 1 junior pitch at the North of Hanwell Fields site.
- Land adjacent to Banbury Young Homelessness Project (BYHP), Grimsbury. Details to be confirmed.

3.93 The pitch at the North of Hanwell Fields site is not part of a bigger multi-pitch site and is therefore unlikely to be attractive to juniors for matches and would be

relatively expensive to maintain. It is most likely to be used as an informal kick-about area and has therefore been discounted from the assessment.

- 3.94 The additional proposed grass football pitch provision at Longford Park and Salt Way will be a maximum of around 4.2 ha, theoretically sufficient to meet the future requirements for football up to 2031, *if*
- all of the football training was provided away from the grass pitches on artificial surfaces.
 - all the existing pitches in the area are maintained at a level which is at least standard quality.
 - the network of existing pitches is such that the pitch sites are fully able to meet the needs of the community e.g. are on multi-pitch sites with no overmarking of pitches, appropriately laid out, and are not also used as public open space. As new sites are likely to also act as public open space, they are unlikely to be able to be used to their full capacity for football.
- 3.95 However as the delivery of the 3G pitches are not confirmed and not all the existing sites are able to be used for two matches/training sessions a week, further grass playing fields space for football should be planned, equating to a total of 8 ha within Banbury Town. The relocation of Banbury United Football Club may result in a small amount of additional grass pitch space for community use, an area of around two mini pitches (0.5 ha), and there is some uncertainty as to whether these pitches would also be expected to cater for education use. If so, the natural capacity of the pitches would mean that the actual amount of community use could be very limited. With this uncertainty, the full 8 ha of pitches should be provided.
- 3.96 The Easington Sports Football Club is restricted on its current site by constraints for floodlighting. This club runs around 15 teams across all age groups but is particularly strong in relation to youth football. The club currently uses three sites: Easington Sports and Social Club; Banbury Academy, and Blessed George Napier Academy. The club has been actively exploring alternative future site options including stronger links with the Blessed George Napier Academy.
- 3.97 Across the Banbury Town area, if a development is not required to provide pitches on site, then the investment should be off-site towards the improvement of pitch quality and ancillary facilities quality or towards new provision at sites within the Banbury Town area.

Artificial Grass Pitch (AGP) provision

- 3.98 Within the Banbury area there proposals for additional 3G AGPs for football (see Section 2, para 2.35 onwards) at the following sites, but these are not all committed:
- North Oxfordshire Academy
 - Banbury Academy
 - Banbury United FC (site Banbury 12)

- Windmill Centre, Deddington
- Blessed George Napier (long term)

- 3.99 There are currently 123 football teams in the Banbury Town and Banbury Rural area, and this is expected to rise to a total of 167 teams by 2031. If the FA model is used to estimate the amount of 3G pitch space required, this means that the demand is currently 3 full size AGPs, rising to 4 full size 3G AGPs by 2031. However as some of the teams will continue to play on hockey surface pitches, the need is for two full size 3G football turf pitches in Banbury as soon as possible, rising to three by 2031.
- 3.100 Provision of a new 3G AGP had been given initial consideration at The Windmill Centre at Deddington. The FA met with site representatives and consider that a full size 3G football turf AGP would not suit the needs of the site nor management model. It is not therefore a priority for the sport.
- 3.101 The delivery of one or more full size 3G pitches in Banbury is still uncertain, and there is only one site which might come forwards in the short term, that at North Oxfordshire Academy, the delivery of which would fulfil a S106 planning obligation.
- 3.102 Progress with the delivery of three 3G AGP in Banbury needs to be a key item in the Stage E annual review of the Playing Pitch Strategy.

Stadia pitches

- 3.103 There is a proposal, appearing as policy in the adopted Local Plan Part 1, which has the objective of relocating Banbury United FC from its stadia site close to Banbury town centre to land south of Banbury Rugby Club (Banbury 12 site). The delivery of the replacement grass stadia pitch and its ancillary facilities has yet to be confirmed. The site is also subject to early discussion by Cherwell District Council about the potential development of a full size 3G football turf AGP, possibly as a joint use facility with the proposed secondary school. However there is no identified funding for the AGP, so its delivery is uncertain. A ground sharing option with Easington Sports Football Club has been suggested by the Cherwell DC, but neither the clubs nor the Football Association consider this to be workable as there would be around 40 community teams of all ages, and the site is not large enough.
- 3.104 There is a need for a replacement stadia pitch for Easington Sports football club as the club is constrained on its current site. No site has yet been identified for an alternative stadia pitch, which should ideally be co-located with a multi-pitch football site which can cater for all of the club's community teams.
- 3.105 The stadia pitches must meet the FA Ground Grading requirements appropriate for the level at which each club is competing within the National League System (see Appendix 2).

Banbury Rural

3.106 Within the Banbury Rural area there is generally sufficient grass pitch provision for the period up to 2031, so the investment priorities are mostly for the improvement of pitch and ancillary facilities, in order to increase their capacity. However there is planned new provision at Milton Road, Adderbury as part of the Milton Road housing development which will deliver an area large enough for two adult football pitches, a multi use games area and sports pavilion.

Bicester

Grass pitch provision

Bicester Town

3.107 New provision is planned in the Bicester area:

- Potentially 2 senior pitches and 2 junior pitches at Graven Hill, but the facility mix has yet to be agreed.
- The provision of 4.05 ha of playing field space at Wretchwick (south East Bicester). However, there is no formal agreement of S106 to date.
- The provision of approximately 14 ha of playing field space and sports pavilion at North West Bicester. There is a resolution to approve the S106 but this has not been confirmed.
- Possibility of developing 2 x junior pitches at Bicester Leisure Centre.

3.108 The requirement for additional grass pitch provision in the period up to 2031 is for approximately 5 ha of playing field space for Bicester Town if the training needs are met on artificial grass pitches. If 3G pitches are not provided, then there will be a need for around 8 ha more playing field space than is currently available. This additional need will be met by provision being made in association with the strategic development sites.

3.109 The area set aside for outdoor sports provision at North West Bicester is not specific to a particular sport but is required to help meet the open space needs of the development. It should therefore be protected.

3.110 Across the Bicester Town area, if a development is not required to provide pitches on site, then the investment should be off-site towards the improvement of pitches and ancillary facilities in order to enhance their capacity, within Bicester Town sub area or on the immediate borders thereof.

AGP provision

3.111 Within the Bicester area, there is a proposal for an additional hockey surface AGP at Graven Hill. The Graven Hill AGP has yet to be finally confirmed, and there is an

option for this to be carpeted for football, if it is not considered financially sustainable for hockey.

- 3.112 The programming of the Whitelands Farm Sports Ground site has yet to be confirmed as it has only recently been opened. If football could take 50% of the time, then there would still be a need for 2 full size 3G pitches in the Bicester area by 2031, assuming that some used continued of the hockey surface pitches for training.

Stadia pitches

- 3.113 Bicester Town FC previously played on the stadia pitch at Oxford Road, but the Bicester Sports Association has aspirations to develop the site. The club is urgently looking for a new home location within the town, as they are currently playing their home games at Ardley FC, but this has led to overuse of the pitch and the club are on a short-term use agreement. No alternative site options have yet been identified, but any replacement would need to meet the Football Association's Ground Grading requirements appropriate for a club playing at Step 5 of the National League System (see also para 3.25).

Bicester Rural

- 3.114 In the Bicester Rural area there is sufficient grass pitch provision for the long term, so investment should be directed towards the improvement of pitch and ancillary facilities quality at existing sites.

Kidlington

Additional pitch provision

- 3.115 There is no currently confirmed planned grass pitch or 3G pitch provision for the Kidlington sub area, and the existing pitches are being used to their full capacity as they are providing for both matches and training.
- 3.116 By 2031 the Kidlington sub area will need some more grass pitch space for football if the housing growth proposed in the Local Plan Part 1 Partial Review goes ahead, totalling about 4 ha, particularly if there is no new 3G pitch provision which could absorb much of the training demand. There will also be a need to invest in the existing sites to increase the quality of their pitches and ancillary facilities, including some reallocation of adult pitches to mini and youth use.
- 3.117 If two full size 3G pitches were to be provided for football training, then the total additional grass pitch demand across the Kidlington sub area would be around 1 ha.

- 3.118 In the longer term there may be options for additional pitch provision in Kidlington through the identification of land for formal sports provision in the Partial Review of Local Plan Part 1 PR7a allocation.
- 3.119 The hockey section of this report suggests that the long term continuation of hockey at Kidlington and Gosford Sports Centre is probably not viable. It is therefore proposed that the existing pitch at that site be re-carpeted in due course to a 3G surface, but only if and when the existing team can be relocated, potentially to a new hockey surface pitch at Bicester.
- 3.120 Another site which has potential for more intensive use is Stratfield Brake. A feasibility study is required to determine if the pitches are able to withstand more intensive use without negatively impacting on their quality. This may also be a potential site for a floodlit 3G pitch, but the surface type and dimensions would need to be considered as part of the feasibility study.
- 3.121 Within the Kirtlington and Rural area the investment should usually be off-site towards improvements in the quality of pitches and ancillary facilities to sites within an accessible travel time.

General points

Grass pitches

- 3.122 If additional grass pitch sites are proposed in the future, it will be essential that they are:
- multi-pitch for football, and potentially with other sports, but avoiding the overlapping of marked out pitches.
 - have good quality playing surfaces
 - have good quality changing provision
 - flat and do not easily become waterlogged in the winter
 - be free of informal public use i.e. are fenced
 - easily accessible to the community
 - club centred
 - financially sustainable.

AGP provision

- 3.123 On a small number of sites there may be an opportunity to consider changing AGP surface from hockey to 3G where the carpet is aging and the site owner would consider a change. However, this is dependent on the agreement of England Hockey as well as the Football Association and Sport England, and any change will require planning permission.
- 3.124 Where any new 3G pitch is proposed, the FA will seek to ensure that the proposal is sustainable and would wish to ensure that any planning permission has a planning

condition requiring a formal community use agreement. This should include the following:

- Sites should be available for community (club hire) at weekends during the daytime for matches.
- Pricing policies for matches at weekends should be put in place. The price charged for matches should be similar to the hire charge for football matches on grass pitches in local authority ownership (parish, town or district). For the senior game, this will be for sites with changing provided.
- New 3G pitches with a football turf surface must be tested and subsequently FA registered.
- New 3G football turf pitches should be retested every 3 years, and remedial works undertaken as necessary to retain the FA register status.
- The establishment of a sinking fund to enable carpet replacement as necessary. The FA recommends a sinking fund of approximately £25,000 per annum (at 2017 prices).

Justifying developers' contributions

- 3.125 The Council has a Developer Contributions Supplementary Planning Document which supports the adopted Local Plan policies on sport and recreation and explains the existing approach to developer contributions. Given the extent of the housing proposed in Cherwell District, there is a need to assess the amount of demand which will potentially arise from each housing development, and then to consider if there are facilities within an appropriate catchment which can meet these needs, and if so if they are of sufficient quality. This approach reflects the current policy advice of Sport England.
- 3.126 The assessment of the supply and demand for football pitch space by strategy sub area is given in Figure 33, together with the overview of the priorities for investment.
- 3.127 If the housing proposals contained in the Partial Review do not come forward, then the demand for pitches in the Kidlington area will need to be reviewed and the current level of provision should be adequate for the long term.
- 3.128 The demand arising from individual housing developments can be assessed using the team generation rates from this strategy, and the Playing Pitch Calculator (see Appendix 6) which is based on the Sport England template. A decision can then be made as to whether the new provision or the equivalent value, should be on- or off-site, and towards additional pitches and facilities or towards pitch and ancillary facility improvements.

SUMMARY OF KEY FINDINGS AND ISSUES

3.129 The following questions are taken from the Sport England Guidance and provide a useful summary of the current and future provision for football in Cherwell. An overview of the current situation and requirements is provided in Figure 33.

What are the main characteristics of the current supply and demand for provision?

3.130 The largest number of football teams arise from the Banbury Town sub area, with the second most from Bicester Town. The pattern of participation is similar to the county and national picture, with most players being male across all of the age groups and the majority of teams are in the mini and youth age groups. Girls football is increasing, but most play in mixed teams.

3.131 100% of matches at the mini soccer levels take place at the same time, meaning that there is a high peak demand for match pitch space. For 9v9 football, over 90% of matches occur at the same time. The youth 11v11 and demand for senior pitches is more evenly spread, with around 60-65% of matches at peak times.

3.132 Over 50% of football training takes place on AGPs, however due to the current lack of full sized 3G AGPs within the authority this primarily takes place on sand based/dressed pitches.

3.133 There is one full size FA Register pitch in the district, the Whitelands Farm Sports Ground pitch at Bicester, which is also a rugby specification pitch. The authority has undertaken a market testing exercise to determine the hire prices for this pitch. As the Whitelands Farm Sports Ground pitch is also designed for rugby, the actual level of use for football is yet to be established.

3.134 There are three current major stadium issues in the district:

- The relocation of Banbury United Football Club due to the current site being allocated for redevelopment in the adopted Cherwell Local Plan Part 1.
- The replacement provision of the stadium pitch at Oxford Road, Bicester, if lost to development.
- The provision of a new site for Easington due to floodlighting constraints on their existing site.

3.135 In relation to these stadium issues, there is a proposal to re-provide for Banbury United FC at the Banbury 12 allocated site, but as yet there is no confirmation of what will be provided, when and how. There are also concerns being raised by the Rugby Football Union in relation to the potential negative impact of the relocation of Banbury United FC on Banbury Rugby Club, as the allocated site lies adjacent to Bodicote Park.

3.136 No agreed options have yet been identified to address the stadia requirements of Easington Sports FC.

Is there enough accessible and secured community use provision to meet current demand?

- 3.137 There is just sufficient provision of grass pitches in secure community use for most of the age groups across most of the district, but there is little in the way of spare capacity, especially for mini and youth pitches. Senior pitches have the highest amount of spare capacity. There is not a full complement of pitches in each sub area.
- 3.138 No AGPs are used for matches, but this may change for the season 2018-19 because of the opening of Whitelands Farm Sports Ground. However as this pitch is shared with rugby, the actual level of use by football will need to be reviewed as part of the annual review (Stage E) of this strategy.
- 3.139 The determining factor for pitch space is the peak demand.
- 3.140 The total amount of full size 3G pitch space which the FA would wish to be provided to enable all teams to train on a 3G surface, the actual amount of provision, and the shortfall is summarised in Figure 32.

Figure 32: Current football training demand on 3G pitches

Area of district	Number of teams in 2016/17 = number of hours required on 3G pitches	Hours available on 3G pitches	Shortfall (number of full size 3G pitches @ 42 hours per full size pitch)	Comment
Banbury Town/Banbury Rural area	123	0	2.9	Some training taking place on hockey surface pitches, particularly at North Oxfordshire Academy
Bicester Town/Bicester Rural area	94	45	1.2	Whitelands Farm Sports Ground full size and 2 small size pitches available but Whitelands Farm Sports Ground also booked for rugby. Some training use of sand pitch at The Cooper School.
Kidlington and Kirtlington and Rural area	39	0	1	Some training taking place on hockey surface pitch at the leisure centre.

Is the provision that is accessible of sufficient quality and appropriately maintained?

- 3.141 There is a lack of secure mini 7v7 provision in Banbury Rural and Bicester Rural sub areas. However, this lack of provision could be accommodated by the spare capacity of 7v7 pitches in Bicester Town and Banbury Town.
- 3.142 All other pitch types have a sufficient provision, except for the following for which there is no provision:
- 9v9 in Kirtlington and Kidlington
 - Youth 11v11 in Kirtlington
- 3.143 The agreed pitch quality for the majority of the pitches is “Standard”. There are a smaller number of pitches which are “Good”, and three “Poor” pitches at Bicester Community College, Robinsons Close Recreation Ground, and Gosford School Sports Ground.

What are the main characteristics of the future supply and demand for provision?

- 3.144 There is expected to be additional teams in all sub areas. However, this is mostly concentrated within Bicester, Banbury and Kidlington. The Banbury Rural and Bicester Rural sub areas will face lower increases in team numbers. Team numbers in Kirtlington and Rural will remain relatively stable, with only one additional adult team by 2031.

Is there enough accessible and secured community use provision to meet future demand?

- 3.145 There is a need for the following additional grass playing field space in the towns for football. This assumes that most of the training is remains on grass, but the requirement should be reviewed if additional 3G pitch provision is made available in each of the urban areas.
- Banbury: 8 ha
 - Bicester: 8 ha
 - Kidlington: 4 ha
- 3.146 The planned grass pitch provision, if delivered, may provide sufficient playing field space to meet future demand, but this depends upon:
- All the existing sites being retained and maintained at least at standard quality, both pitches and ancillary facilities.
 - Remarketing of some pitches from adult to other sizes.
 - All training taking place off the grass pitches.
 - Delivery of all of the 3G pitches required to enable all training demands to be met.

3.147 However, given that the delivery cannot be guaranteed, all housing should provide additional pitch provision, either on or off-site, as appropriate. The requirements should be identified using the Playing Pitch Calculator which is based on the Sport England template, using the team generation rates from this strategy and the population for the relevant sub areas. The Pitch Calculator is provided as Appendix 6.

What actions may be required to ensure provision can meet both the current and future demand?

3.148 The recommended priorities are:

- Ensure the planned provision of grass pitches are delivered.
- Provide either additional grass pitches in association with each development or off-site equivalent contributions towards the improvement of accessible pitches and ancillary facilities or towards new planned off-site provision. The scale of the provision or contribution should be determined using the Playing Pitch Calculator, and for off-site investment, the site should be within approximately 10 minutes drive.
- Ensure the provision of the proposed replacement stadia pitch for Banbury United FC to meet the ground grading requirements for a Step 3 club. This must be fully in use prior to the loss to development.
- Ensure the replacement of a Step 5 stadia pitch to meet the ground grading requirements of the FA should the Oxford Road, Bicester stadia pitch be lost to development. This must be fully in use prior to the loss to development.
- Cherwell District Council and the FA to provide advice to Bicester Town FC in securing a stadia pitch to meet the FA's ground grading requirements for a Step 5 club, and work with the club to support its development.
- Provide advice to Easington Sports FC in securing a stadia pitch to meet the FA's ground grading requirements for a Step 6 club, and work with the club to support its development.
- Provide additional 3G pitch space in each of Banbury, Bicester and Kidlington, with the priority being in the Banbury Town area.
- Ensure that the existing planning obligations at North Oxfordshire Academy and Banbury Academy are fulfilled, resulting in two new 3G AGPs.

Overview of current situation and future requirements

3.149 Figure 33 provides an overview of the current situation for football in each of the sub areas and the needs by 2031. The preceding assessment and Figures provide the detailed information behind this summary table:

- Existing number of grass pitches: Figure 16
- Existing number of AGPs: para 3.35
- Amount of additional grass playing field area required by 2031 for towns: paras 3.95, 3.108 and 3.116
- Amount of addition AGPs required by 2031: paras 3.99, 3.112 and 3.117.

Figure 33: Football pitch space summary of deficiencies and needs up to 2031

Banbury Town

	Current needs and provision	2031 needs and provision
Grass football pitches	<p>Sufficient pitch space across all pitch sizes for matches, but due to lack of artificial grass pitches for training, almost all pitches used at full capacity, or overused.</p> <p>No current deficiency.</p>	<p>IF training moved to artificial grass pitches:</p> <p>approx 5 ha additional playing field area required, with additional pitches across all sizes.</p> <p>IF AGPs not developed which can meet training needs:</p> <p>approx 8 ha additional playing field area, with pitches provided across all sizes.</p> <p>Need for investment in existing sites to improve pitches and ancillary facilities.</p>
Artificial grass pitches	<p>No 3G artificial grass pitches in Banbury. Some use of hockey surface pitches e.g. at North Oxfordshire Academy.</p> <p>Current shortfall of 2 full size 3G pitches.</p>	<p>Total provision of 3 full size 3G football turf pitches required (including the existing need for 2 full size pitches) assuming some continued use of hockey surface pitch(es) at North Oxfordshire Academy, Banbury Academy and Blessed George Napier Academy.</p>
Stadia pitches	<p>Banbury United FC proposed to be relocated to site Banbury 12. Details and delivery still to be confirmed.</p>	<p>Banbury United FC requires site with stadia pitch with appropriate ancillary facilities at a level which meets the FA's Ground Grading requirements (Step 3), plus some community pitches.</p>
	<p>Easington Sports FC have floodlighting restrictions on their stadia pitch. Require replacement site with additional pitch space for community pitches.</p>	<p>Easington Sports FC requires site with stadia pitch with appropriate ancillary facilities at a level which meets the FA's Ground Grading requirements (Step 6), plus some community pitches.</p>

Banbury Rural

	Current needs and provision	2031 needs and provision
Grass football pitches	<p>Sufficient pitch space across all pitch sizes for matches, but due to lack of accessible artificial grass pitches for training, some pitches are used at full capacity, or overused.</p> <p>New pitches plus pavilion being provided at Milton Road, Adderbury in association with housing development.</p>	<p>No additional playing field area required.</p> <p>Need for investment in existing sites to improve quality of pitches and ancillary facilities.</p>
Artificial grass pitches	<p>There are no 3G artificial grass pitches in Banbury Rural area. Current total shortfall across the sub area as a whole is approximately 0.8 full size pitch.</p>	<p>No provision required but there may be an opportunity to resurface the pitch at the Windmill Centre to 3G.</p> <p>Most of the training needs expected to be met in the long term by 3G pitches in the Banbury town sub area as this is the most accessible location. Level of demand likely to be unchanged.</p>
Stadia pitches	<p>No stadia issues identified.</p>	<p>No additional provision required.</p>

Bicester Town

	Current needs and provision	2031 needs and provision
Grass football pitches	<p>No spare capacity for matches or training. Sites at full capacity, or overused. Bicester Sports Assn site at Chesterton in Bicester Rural area provides a number of pitches for minis and youth.</p> <p>No current deficiency.</p>	<p>IF training moved to artificial grass pitches:</p> <p>approx 5 ha additional playing field area required, with additional pitches across all sizes.</p> <p>IF AGPs not developed which can meet training needs, then:</p> <p>approx 8 ha additional playing field area, with pitches provided across all sizes.</p> <p>Need for investment in existing sites to improve pitches and ancillary</p>

		facilities.
Artificial grass pitches	<p>One full size 3G artificial grass pitch and two small size pitches in Bicester. Some use of hockey surface pitches e.g. at the Cooper School.</p> <p>Pitches in Bicester Town also expected to meet demands from Bicester Rural sub area.</p> <p>Current shortfall of 1 full size 3G pitch to meet all training needs.</p>	Provision of a total of three full size 3G football turf pitches in Bicester (including current shortfall). Sites to be confirmed.
Stadia pitches	<p>Bicester Town FC currently playing at Ardley FC but needs to return to Bicester.</p> <p>Stadia pitch (Step 5) at Bicester Sports Association, Oxford Road, currently in poor condition but used by colts team. The site owners have aspirations to redevelop.</p>	<p>Bicester Town FC requires site with stadia pitch with appropriate ancillary facilities at a level which meets the FA's Ground Grading requirements (Step 5), and ideally some community pitches.</p> <p>Oxford Road should be retained for football use unless its loss can be mitigated by a suitable replacement site. If football is to be retained on site, a long term lease is essential in order to secure external investment.</p>

Bicester Rural

	Current needs and provision	2031 needs and provision
Grass football pitches	Sufficient pitch space across all pitch sizes for matches, but due to lack of accessible artificial grass pitches for training, some pitches are used at full capacity, or overused.	<p>No additional playing field area is required.</p> <p>Need for investment in existing sites to improve pitches and ancillary facilities.</p>
Artificial grass pitches	There are no 3G artificial grass pitches in Bicester Rural area, but training may take place on pitches in Bicester Town. Demand is for 0.8 full size 3G pitch.	No provision required.
Stadia pitches	No stadia pitch issues identified.	No additional provision required.

Kidlington

	Current needs and provision	2031 needs and provision
Grass football pitches	<p>There are no 9v9 pitches.</p> <p>Other pitch sizes have a small surplus of match provision, but a lack of access to AGPs for training mean that most are running at full capacity.</p>	<p>IF training moved to artificial grass pitches:</p> <ul style="list-style-type: none"> • 1 ha of new playing field area for football plus investment into existing sites to improve quality of pitches and ancillary facilities. <p>IF AGPs not developed which can meet training needs:</p> <ul style="list-style-type: none"> • 4 ha additional playing field area, with pitches provided across all sizes, plus investment into existing sites to improve quality of pitches and ancillary facilities.
Artificial grass pitches	<p>There are no 3G artificial grass pitches in the area. Any pitches in Kidlington would be expected to meet the demand from the Kirtlington and Rural area.</p> <p>The current shortfall is 1 full size 3G pitch to meet all training needs.</p> <p>It is assumed that some teams travel either to Bicester or out of the district to access training space.</p>	<p>The provision of a total of 2 full size 3G pitches (including current shortfall).</p> <p>Site options may include:</p> <ul style="list-style-type: none"> • subject to a feasibility study, a 3G pitch at Stratfield Brake. • resurfacing of the small size pitch at Kidlington and Gosford Leisure Centre, subject to the relocation of the hockey club to a new (shared) hockey surface pitch at Bicester.
Stadia pitches	No known stadia issues.	No investment needs identified.

Kirtlington and Rural

	Current needs and provision	2031 needs and provision
Grass football pitches	<p>There are no 9v9 or 11v11 Youth pitches in this sub area.</p> <p>For the minis and adults there is sufficient pitch space for matches, but due to lack of accessible artificial grass pitches for training, some pitches are used at full capacity, or overused.</p>	<p>IF training moved to artificial grass pitches and 1 of the adult pitches can be remarked to provide for the smaller pitches, no additional playing field area is required.</p> <p>Need for investment in existing sites to improve pitches and ancillary facilities.</p>
Artificial grass pitches	<p>There are no 3G artificial grass pitches in Kirtlington and Rural area. Approximate demand of 0.2 full size 3G pitch.</p> <p>Level of shortfall insufficient to justify new pitch.</p>	<p>Level of demand unlikely to increase from 2017.</p> <p>No provision required.</p>
Stadia pitches	No stadia pitch issues identified.	No additional provision required.

Recommendations for football

It is recommended that the Council and relevant stakeholders consider the following to address football provision in the district:

Protect

- 3.150 Protect all existing playing field sites in Cherwell and maintain the pitches and ancillary facilities at least at standard quality.
- 3.151 Seek mitigation for any losses of playing fields.

Enhance

- 3.152 Address site by site needs as identified in the sites table, see Section 9, Figure 68.
- 3.153 Require off-site contributions from housing developments where on-site provision is not required. These contributions should be based on the Playing Pitch Calculator, but with an additional allowance for the wider playing field area, ancillary facilities and land costs. The contributions to be targeted at sites within the accessible travel time and the contributions should seek to improve the quality of the pitches or the ancillary facilities, or go towards new planned

provision.

Provide

3.154 Provide additional playing field space for football grass pitches to meet the forecast need up to 2031:

- Banbury: 8 ha
- Bicester: 8 ha
- Kidlington: 4 ha

3.155 Provide on-site grass pitch provision from housing developments where appropriate, using the Playing Pitch Calculator to assess the amount of provision required to meet the demand from the development, but also with an additional allowance for the wider playing field area, ancillary facilities, and land given for free.

3.156 Provide full size 3G artificial grass pitches, with the priorities being:

- Banbury
 - North Oxfordshire Academy, as S106 planning obligation
 - Banbury Academy, as S106 planning obligation
 - Banbury United FC new site (Banbury 12)
- Bicester
 - 2 x full size 3G pitches, sites to be confirmed
- Kidlington
 - 2 x 3G pitch, potentially at:
 - Stratfield Brake, subject to feasibility study
 - By re-carpeting of pitch at Kidlington and Gosford Leisure Centre, subject to both a feasibility assessment and relocation of hockey club to Bicester to a shared new site.

3.157 Ensure that all new provision fully meets the quality guidance from the Football Association, the Football Foundation and Sport England, both in relation to the pitches and ancillary facilities.

3.158 Football stadia sites designed to meet the appropriate requirements of the Football Association Ground Grading criteria at the relevant Step level for each club:

- Banbury United FC, Step 3, proposed on site Banbury 12 of the adopted Local Plan Part 1
- Easington Sports FC, Step 6, site to be agreed
- Bicester Town FC, Step 5, site to be confirmed

3.159 Re-mark some of the existing pitch stock in Kidlington and Kirtlington and Rural areas to provide a full range of pitch sizes in order to meet the needs of all age groups. Re-marking to be with the agreement of the local clubs and leagues as well as the pitch providers.

SECTION 4: CRICKET

4.1 The Sport England Active People Survey (Sport England , 2016) research suggests that nationally about 324,400 adults aged 14+ years played cricket at least once a month during the year October 2015-September 2016. The national rate of participation has declined slightly since the 2012-13 survey. Of those playing cricket regularly, about 93% are male, and 7% are female. About 66% of the adult players are aged 16-34 years, with 29% aged between 35-54 years, and only 5% aged 55 years and over.

Cricket demand in Cherwell

4.2 This study refers to community cricket. In summer 2016 there were 13 cricket clubs with 63 teams arising in the district. All teams played at venues located within the district.

4.3 The cricket teams and clubs are listed in Appendix 5 together with their home grounds and the days that the teams played their matches.

4.4 The national decline in participation has been evidenced in the game in Cherwell, as the 2008 Playing Pitch Strategy recorded a total of 77 teams. There are now 36 senior teams compared to 46 in 2008, and 27 junior teams age U18 and below compared to 31 in 2008. Many of the cricket clubs in the district run more than one team, and 7 of the clubs run junior teams as well as adult teams. There are however some smaller clubs with only one adult team and no juniors: Broughton and North Newington, Chesterton, Fringford, and Middleton Stoney CC.

4.5 The district does not appear to have a notable “pop up” team demand which has emerged as an issue in more urban authorities, particularly those with a high Asian population. These “pop up” teams tend to be groups of individuals meeting in a parks environment to play a single game. They are not affiliated, do not have any regular matches or play in the same place. Often, they will use an area of a park which is not specifically set out or managed for cricket. As “pop up” teams are not an important aspect of the sport in Cherwell, they are not specifically considered within the strategy.

4.6 The number of cricket teams and their age groups are summarised in Figure 34.

Temporal demand

4.7 The peak demand for cricket pitches is a critical factor in assessing how many pitches are required in order to meet the demand from a local area. If most of the matches are played on the same day, then there will be a very high peak of demand and a high number of pitches will be needed. Conversely if the matches are more evenly spread across the week, then relatively fewer pitches are required to cater

for the demand, so long as they are of good quality, large enough, and well maintained.

Figure 34: Cricket teams and when they play

	Number of teams	Temporal (peak demand)
Adult men's teams	33	Saturday 84%
Adult women's teams	3	Sunday 100%
Boys' & mixed teams	26	Midweek 62%
Girls' teams	1	Midweek 100%

- 4.8 In Cherwell, the peak demand for adult teams is on Saturday with 84% of teams playing then. The rest of the demand is well distributed across the week, including the junior games which take place on several days during the week, but also on Sundays.

Current supply of cricket pitches

- 4.9 The 2016 site audit identified 18 cricket pitches in actual community use for cricket within Cherwell. Two new pitches were opened at Whitelands Farm Sports Ground, Bicester and at Cropredy Cricket Club north of Banbury in 2017. In 2016 there were two sites in use but without secure community use; one pitch at Middleton Park (Middleton Stoney) and one pitch at the Warriner School in Bloxham.
- 4.10 In addition to the used sites in 2016 there were five pitches which were marked out but appeared to be unused at: Wardington, Bodicote, Wroxton, Finmere and Littlemarsh (Kidlington). There were also four disused pitch sites where it was known that cricket had been previously taken place but where there was no pitch in evidence in 2016 at: Begbroke, Horton-cum-Studley, Charlton-on-Otmoor and Kirtlington Sports Ground.
- 4.11 All of the sites are mapped in Figure 35 together with those on the boundaries. The map shows a wide geographical spread of cricket facilities across the district. The table in Figure 36 lists the sites and the clubs playing at each for the 2016 season, and also identifies which sites were unused in 2016 and which were disused. The Whitelands Farm Sports Ground pitch was not available in 2016, so is not included in the list. In 2017 this site did not have any resident club.

Figure 35: Cricket pitches map

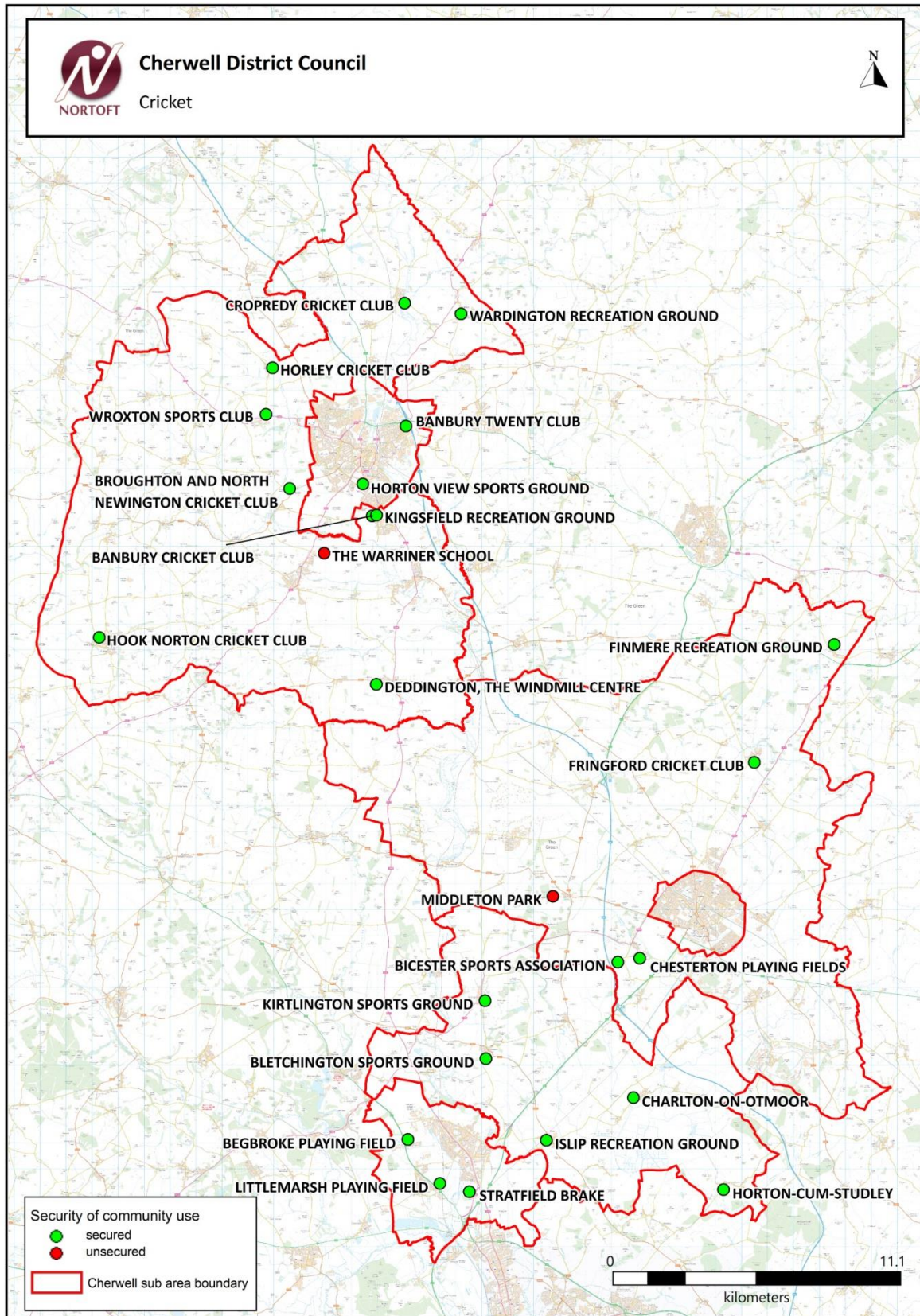


Figure 36: Cricket – who plays where

Sub area	Club	Home Grounds and Second Grounds	Comment
Banbury Town	Banbury 3rd XI, Banbury 4th XI , Banbury Juniors	Banbury Twenty Club	
Banbury Town	Banbury 5th XI, Cropredy 3rd XI	Horton View Sports Ground	
Banbury Rural	Cropredy	Cropredy Cricket Club	From 2017 onwards, has 2 pitches
Banbury Rural		Wardington Recreation Ground	Site unused in 2016. Some cricket use in 2018.
Banbury Rural	Banbury	Banbury Cricket Club	
Banbury Rural		Kingsfield Recreation Ground, Bodicote	Site unused for cricket in 2016 but intensive use for football. Some cricket use in 2018.
Banbury Rural	Deddington	Deddington, The Windmill Centre	
Banbury Rural	Hook Norton	Hook Norton Cricket Club	
Banbury Rural		Warriner School	No community use in 2016
Banbury Rural	Broughton and North Newington	Broughton and North Newington Cricket Club	
Banbury Rural	Milton Cricket Club	Broughton and North Newington Cricket Club	Friendlies only
Banbury Rural		Wroxton Sports Club	Site unused in 2016
Banbury Rural	Horley	Horley Cricket Club	
Bicester Rural	Chesterton	Chesterton Playing Fields	
Bicester Rural	Bicester and North Oxford	Bicester Sports Association	
Bicester Rural	Fringford	Fringford Cricket Club	
Bicester Rural		Finmere Recreation Ground	Site unused in 2016
Bicester Rural	Middleton Stoney	Middleton Park	
Kidlington	Kidlington	Stratfield Brake	
Kidlington		Begbroke Playing Field	Disused site, no marked out pitch.
Kidlington		Littlemarsh Playing Fields, Yarnton	Yarnton and Cowley CC Friendly XI occasional use, but no use in 2016
Kirtlington and Rural	Oxford and Bletchington Nondescripts 3rd XI	Islip Recreation Ground	
Kirtlington and Rural		Horton-cum-Studley	Disused site, no marked out pitch.
Kirtlington and Rural		Charlton-on-Otmoor	Disused site, no marked out pitch.
Kirtlington and Rural	Oxford and Bletchington Nondescripts	Bletchington Sports Ground	
Kirtlington and Rural		Kirtlington Sports Ground	Disused site, no marked out pitch.

- 4.12 The breakdown of the number of cricket sites by sub area, how many are used and how many are in secure community use is provide in Figure 37. This table includes the new site at Whitelands Farm Sports Ground, which has been allocated to the Bicester Town sub area although the site lies just over the boundary into the Bicester Rural sub area, and the Cropredy Cricket Club site in Banbury Rural.
- 4.13 This table is valuable in summarising the key findings, that several sites were not in use at the time of the survey, but that of the sites in use, most are secure.

Figure 37: Cricket pitches by sub area

Sub Area	Total number of pitches available for community use including unused, disused and not secure	Number of pitches available for community use and secure	Number of pitches used	Number of pitches used and in secure community use
Banbury Rural	11*	10*	8*	7*
Banbury Town	2	2	2	2
Bicester Rural	6	5	5	4
Bicester Town	1**	1**	1**	1**
Kidlington	4	4	2	2
Kirtlington and Rural	5	5	2	2
	29	27	20	18

* Note: includes Cropredy Cricket Club second pitch opened in 2017

** Note: includes Whitelands Farm Sports Ground, Bicester, opened in 2017

Assessment of current supply/demand

- 4.14 The quality standard for each pitch has been assessed through a site visit and consultation with the clubs and Oxfordshire Cricket Board. The estimated carrying capacity for each of the pitches is derived from the agreed quality standard for each site and England Cricket Board guidance criteria for pitch carrying capacity.
- 4.15 All the sites in current use or which were unused in 2016 for community cricket, were either standard or good quality. The four pitches that are currently disused have not received a quality score as much of the pitch assessment could not be completed.
- 4.16 For junior cricket, the strip length is different from those of the adult games. If the natural turf strips are used for the junior game, it cannot be safely reused for the adult game. Clubs with non-turf strips are better able to cater reasonably easily for

junior players in addition to their seniors. However, most teams prefer to use natural turf strips.

- 4.17 The new Whitelands Farm Sports Ground site in Bicester has a cricket pitch which may offer some informal cricket opportunities, such as pay and play. However the cricket pitch is not currently served by a clubhouse sufficiently close to the pitch to enable it to be used for formal ECB training or for matches.

Consultation findings

- 4.18 The following comments are a summary of the general comments received in the formal playing pitch strategy process from the clubs and providers. All of the clubs involved in cricket in the district were consulted using a web based survey approved by the ECB and based on the Sport England Guidance. There was an 84% return rate based on the number of cricket teams.
- 4.19 Where issues or comments on quality have been raised about particular sites or locations, these have been incorporated into the site by site table in the report, Section 9, Figure 68.
- 4.20 Of the clubs responding to the survey, there has been an increase in the number of men's teams over the past 3 years within 3 clubs, with the remaining clubs showing no changes in team numbers. The number of women's teams has increased by 2, with an additional team at Horley Cricket Club and Bicester & North Oxford Cricket Club. Change in the junior game has varied between clubs in the past 3 years. Horley Cricket Club has seen an increase in both boys and girls teams, whereas Oxford & Bletchington Nondescripts have seen an additional girls team, but a loss of one Junior boy's teams.
- 4.21 Only 50% of the responding clubs anticipated any growth in team numbers. However, all of the teams indicated that they are facing issues that limit their expansion. These issues included a lack of coaches, volunteers and funding.
- 4.22 Most of the pitches in 2016 were slightly better than in 2015, with only 1 club (Oxford & Bletchington Nondescripts) suggesting pitch quality was slightly worse.
- 4.23 Over 50% of senior players travel between 6-10 miles for home games. The majority of juniors travel between 2-5 miles.

National Governing Body comments and strategies

- 4.24 Oxfordshire Cricket Board and the ECB have both been actively engaged with the PPS process.

National Cricket Strategy

- 4.25 The England and Wales Cricket Board's strategy for 2016 -2020 '*Cricket Unleashed*' (2016) contains the following priorities of relevance to Cherwell:

- **Clubs and leagues:** The following will be prioritised:
 - Promoting player-driven formats of the game in our leagues and clubs.
 - Providing more opportunities to play across the whole league structure.
 - Delivering a new club affiliation core offer.
 - Delivering new training opportunities for coaches, officials and grounds staff.
 - Delivering a volunteer offer to drive recruitment, retention and recognition.
- **Kids:** The following will be prioritised:
 - Developing an ability-based pathway for children aged 5-12 for adoption in clubs, schools and youth organisations.
 - In partnership with Chance to Shine, expanding the reach of the game into all schools across the country through a combination of bat and ball opportunities, a national teacher ambassador program and curriculum-aligned classroom resources.
 - Creating a seamless transition across the age groups and different formats to reduce the current drop out at key ages.
 - Promoting shorter pitch lengths for younger age groups.
- **Communities:** The following will be prioritised:
 - Implementing inclusion and engagement strategies to deliver welcoming environments and opportunities for players of diverse backgrounds.
 - Prioritising additional investment in coaches for women's, girl's, multicultural groups and disability cricket.
 - Increasing the opportunities for people with a disability to take part and play cricket at all levels.
 - Maximising the impact of hosting ICC global events to inspire a more diverse participation base to play cricket.
 - Delivering and investing in cricket programmes that are specifically designed to bring communities together and improve physical and mental wellbeing.
- **Casual:** The following will be prioritised:
 - Delivering simple and enjoyable casual cricket offers.

- Developing a 5 or 6-a-side version of cricket, played on artificial wickets to engage players at all ages and levels.
- Supporting innovation such as Last Man Stands, Indoor, Tape-ball and Beach Cricket.
- Creating a year-round participation programme using artificial wickets, indoor centres and other indoor spaces to allow all-year round play.
- Driving availability of bats and balls for unstructured play.

Cricket in Cherwell

- 4.26 Oxfordshire Cricket Board (OCB) acknowledges that it has, to date, limited contact with the cricket clubs across Cherwell, and in particular the non-affiliated, friendly clubs/teams. However the list of teams and clubs used in the Strategy was considered to be comprehensive and has been signed off.
- 4.27 OCB confirmed the general trends of falling numbers of adults and junior boys, and the concentration into fewer, larger clubs. The sites which had been previously used for cricket and now appeared to be unused did not therefore surprise OCB.
- 4.28 There is a sports development focus on women and girls – and this was resulting in increasing participation. ECB was also focussing on inner city work with South Asian communities, which may be extended to Banbury in the medium term. There has been a huge take-up of the 5-8 year olds cricket offer ‘Allstars’, with Oxfordshire having the highest participation in the country.
- 4.29 The key issues in Cherwell are:
- Lack of pavilion/clubhouse close to the cricket pitch at Whitelands Farm Sports Ground, Bicester which restricts use, including by Oxfordshire Cricket Board
 - Horley Cricket Club – needs new pavilion and increased car parking provision as this is currently a safety issue.
 - Cropredy Cricket Club – has built a 2nd pitch and is looking into building a pavilion to serve it. Planning permission has been granted for this.
 - Banbury Cricket Club – looking to develop 2nd pitch adjacent to existing.
- 4.30 OCB is undertaking a club review exercise in 2018, and the results of this can inform the Stage E review of this playing pitch strategy.

Adjacent authorities’ provision and strategies

- 4.31 A review of the adjacent authorities PPS reports shows that:
- Aylesbury Vale: There is no current playing pitch strategy.
 - South Northants: The draft playing pitch strategy identifies a number of disused cricket pitches in the district but concludes that there is sufficient provision in the long term.

- Stratford-on-Avon: The playing pitch strategy of 2011 concluded that there is sufficient cricket pitch space to meet future demand, although there will be localised shortfalls from peak demand.
- West Oxfordshire: The playing pitch strategy of 2014 highlighted a number of football, cricket and rugby pitches that are currently being overused. The report indicates that the future housing growth will further exacerbate the net deficit in pitch supply.
- Oxford: The playing pitch strategy of 2012 identified an undersupply of cricket pitches. For all pitch types, the large numbers of sites without secure community use provides a great deal of uncertainty moving forward. The report concludes that if all pitches without secure community use are included within the assessment, there would be adequate provision for all sports. A refresh of the Oxford strategy started in March 2018.
- South Oxfordshire: The draft playing pitch strategy of 2017 concluded that the priorities for future investment are in the existing sites to improve the quality and capacity of the existing pitches and ancillary facilities, and that only in the Didcot area is some extra pitch space required for cricket.

4.32 This strategy review suggests that there is little spare capacity in the adjacent authorities to cater for any increased demand arising from Cherwell, and that there may not be accessible sites in terms of travel time.

Modelling

Market Segmentation

4.33 The Market Segmentation tool from Sport England is summarised in the Background and Context Report (Part 1). Sport England's Market Segmentation modelling shows that the 'Philip' segment (Comfortable Mid-Life Males) are the most likely group to play cricket in Cherwell, although the 'Tim' segment (Settling Down Males) and 'Ben' (Competitive Male Urbanites) may also be interested.

Playing pitch model

4.34 The Sport England guidance sets out the required approach towards modelling of grass pitch sports, using Team Generation Rates, the temporal demand for the sport (the number of matches at peak time), and the availability of pitches of the required size.

Peak time capacity

4.35 The peak time district wide requirement from the clubs in 2017 was for 14 cricket pitches, but there were 25 pitches in secure community use potentially available. The new pitches at Whitelands Farm Sports Ground and at Cropredy Cricket Club increased the number of available secure pitches to 27 in 2017.

4.36 The supply/demand balance of cricket pitches at peak time in 2016 across the sub areas is provided in Figure 38. It is clear that the balance was generally positive (see Figure 38). However there was no spare capacity in Banbury Town, and there were no cricket pitches at that time within the Bicester Town sub area. Since the 2016 survey, new pitches have been opened at Cropredy Cricket Club in Banbury Rural sub area, and at Whitelands Farm Sports Ground which has been allocated to Bicester Town sub area.

Figure 38: Cricket peak time spare capacity by sub area

Sub Area	Number of pitches currently in use and secure	Balance in supply/demand for pitches at peak time	Number of pitches not in use in 2016
Banbury Town	2	-3	0
Banbury Rural	7	5	3
Bicester Town	1	-3	0
Bicester Rural	4	2	1
Kidlington	3	1	3
Kirtlington and Rural	2	2	3

Ground capacity across the season

4.37 In terms of the number of strips required to cater for the demand, the calculation is based on the total number of grass and artificial strips available in the district. The number of full size grass strips in Cherwell at 2016 was 202, but there were also 2 junior strips and 4 artificial turf strips. This gave a total capacity across the district of the grass strips for around 1047 matches, taking into account the quality of each of the sites. The total match demand in 2016 if every team recorded (63 teams) was to play every week for a 20-week season is 630 matches, so the combination of grass and artificial turf strips easily meets the current needs of cricket when considering the entire district.

4.38 The new pitches at Whitelands Farm Sports Ground and at Cropredy have since increased the supply of pitches which are in secure community use.

4.39 However, at the individual site level, one club was clearly operating at levels which could be considered as being beyond the sustainable capacity for its pitch. Horley Cricket Club has a mixture of teams, including senior male, junior boys and junior girl's teams and the site did not have any junior or artificial wickets.

Assessment of Future Needs

4.40 The assessment of the future needs for cricket is based on a combination of:

- Team generation rate modelling results. These forecast growth in the sport, using team generation rates (TGRs), which in turn are based on: the current rates of participation in the sport across the age groups and sexes; the anticipated growth in each sport, again across the different age groups and sexes; and the changes in the population for each area of Cherwell over time.
- the quality and availability of the existing pitches.
- the technical requirements of cricket.
- the capacity of the existing sites to meet future demand, both using natural turf and artificial turf strips.

TGR modelling

4.41 The basis for modelling the future demand for cricket was agreed with the OCB and the ECB and is given in Figure 39. The forecast growth in the girls' and women's game is a reflection of the focus on female cricket at both the national and local levels. The ECB and OCB are supporting clubs to increase the number of girls' and women's teams, and in providing introductory opportunities in the area. With more girls taking up the sport, it is expected that this will lead to more adult female teams. However as there are few female players currently, although the rate of growth is higher than for the male game, the number of teams by 2031 will still be low.

Figure 39: Cricket- agreed participation rate increases

		Cumulative growth percentage from 2017		
		2021	2026	2031
Male	0.5% pa	2.5%	5.0%	6.5%
Female	10% pa	50.0%	100.0%	130.0%

4.42 This results in an increasing team generation rate (TGR) across the strategy period for the different age groups and sexes, see Figure 40.

Figure 40: TGR rates for cricket to 2031

	Age Groups	TGR rates			
		2017	2021	2026	2031
Junior cricket - boys	7-18yrs	2.46	2.52	2.58	2.64
Junior cricket - girls	7-18yrs	0.10	0.14	0.19	0.24
Men's cricket	18-55yrs	0.89	0.91	0.93	0.95
Women's cricket	18-55yrs	0.08	0.12	0.16	0.20

4.43 Written another way, the population required to generate one team is given in Figure 41. This is the starting point for the Playing Pitch Calculator.

Figure 41: Population needed to generate one team in 2017

	Age Groups	Population needed to generate 1 team in 2017
Junior cricket - boys	7-18yrs	407
Junior cricket - girls	7-18yrs	10,484
Men's cricket	18-55yrs	1,129
Women's cricket	18-55yrs	12,407

- 4.44 The application of this modelling to the district, in terms of team forecasts is given in Figure 42. This suggests that there will be considerable growth in the number of cricket teams up to 2031 across the district as a whole, with an increase of 16 men's teams, 1 boys' team, 7 women's teams and 7 girls' teams.
- 4.45 At the sub area level, the majority of this growth will be within the three urban sub areas, particularly Bicester and Banbury. The number of teams in Bicester will nearly double from 19 to 36. Banbury will see a 50% increase in team numbers from 28 teams in 2017 to 42 teams in 2031. Much of this growth will be for senior male and junior boys' teams. Kidlington will also see a 50% growth in team numbers from 10 teams in 2017 to 21 teams in 2031. The number of teams in the rural sub areas is expected to remain close to current levels, although some small increases are predicted.

Figure 42: Cricket- estimated number of teams to 2031

	Age Groups	Number of teams within age group			
		2017	2021	2026	2031
Whole district					
Junior cricket - boys	7-18yrs	26	30	34	38
Junior cricket - girls	7-18yrs	1	2	2	3
Men's cricket	18-55yrs	33	39	41	45
Women's cricket	18-55yrs	3	5	7	10
		63	76	85	96
Banbury Town					
Junior cricket - boys	7-18yrs	9	11	12	13
Junior cricket - girls	7-18yrs	0	1	1	1
Men's cricket	18-55yrs	11	14	14	14
Women's cricket	18-55yrs	1	2	3	3
		21	27	30	31
Banbury Rural					
Junior cricket - boys	7-18yrs	4	4	4	4
Junior cricket - girls	7-18yrs	0	0	0	0
Men's cricket	18-55yrs	4	5	5	4
Women's cricket	18-55yrs	0	1	1	1
		9	10	9	9
Bicester Town					
Junior cricket - boys	7-18yrs	6	7	9	11
Junior cricket - girls	7-18yrs	0	0	1	1
Men's cricket	18-55yrs	8	10	12	13
Women's cricket	18-55yrs	1	1	2	3
		14	19	24	27
Bicester Rural					
Junior cricket - boys	7-18yrs	3	4	4	4
Junior cricket - girls	7-18yrs	0	0	0	0
Men's cricket	18-55yrs	5	5	5	6
Women's cricket	18-55yrs	0	1	1	1
		9	10	10	11
Kidlington					
Junior cricket - boys	7-18yrs	3	3	4	6
Junior cricket - girls	7-18yrs	0	0	0	1
Men's cricket	18-55yrs	4	4	4	7
Women's cricket	18-55yrs	0	1	1	1
		8	8	9	15
Kirtlington and Rural					
Junior cricket - boys	7-18yrs	1	1	1	1
Junior cricket - girls	7-18yrs	0	0	0	0
Men's cricket	18-55yrs	1	1	1	1
Women's cricket	18-55yrs	0	0	0	0
		2	2	2	2

Cricket peak match demand

- 4.46 Figure 43 considers whether the existing spare match capacity of the cricket pitch stock can meet the expected demand from the new population by 2031 at peak time. This uses the district average TGR rate for each age group rather than being based on the actual number of teams currently playing in the sub area, as there is significant cross-boundary movement. The peak time is for the senior game being played on a Saturday, so this table only considers that demand.
- 4.47 This assessment effectively shows that the demand for pitch space in the Bicester Town and Banbury Town sub areas in 2031 will be significantly larger than the supply available. However the rural sub areas are forecast to continue to have a surplus in pitch space by 2031.
- 4.48 If considered together, the forecast deficit of pitch space in Banbury Town is expected to be 4 pitches, but the surplus in Banbury Rural is 5 by 2031. Some of these surplus pitches in Banbury Rural will be reasonably accessible to Banbury Town residents (within 5 miles for juniors, and 10 miles for seniors), but the sites furthest away from the town may be outside of the catchment area of the town's residents.
- 4.49 There is a similar situation with respect to the Bicester Town and Bicester Rural sub areas. The total demand by 2031 across the two sub areas is estimated to be for 7 pitches at peak time. There is one cricket pitch within Bicester Town at Whitelands Farm Sports Ground (this requires a pavilion), but there are used secure pitches at Chesterton, Bicester Sports Association at Chesterton (2 pitches but one equivalent available for general community use), and at Fringford, providing a total of four. There is also an unsecure but used pitch at Middleton Park. If the two sub areas of Bicester Town and Bicester Rural are considered together then there would be a net deficit of 2 pitches in secure use by 2031.
- 4.50 In Kidlington there are three current cricket pitches which will be sufficient to meet the needs of the area up to 2031 even taking into account the planned housing.
- 4.51 Figure 43 also includes the number of unused and disused pitches in each area. If the rural areas close to the towns are able to cater for the future demand, then these sites are generally not required to be brought back into use for cricket.
- 4.52 It should be noted that the deficit by 2031 for the district as a whole is slightly different from the sub area figures when totalled. This is due to rounding.

Figure 43: Cricket pitch demand/supply up to 2031 by sub area

	Age Groups	Number of teams within age group				Number of matches per week (Number of teams / 2)				Number of matches being played at peak time				Change in peak time pitch requirements (number of matches)			Number of pitches currently in use and secure	Balance in supply/ demand for pitches at peak time by 2031	Number of pitches not in use in 2016 (unused and disused)
		2017	2021	2026	2031	2017	2021	2026	2031	2017	2021	2026	2031	2021	2026	2031			
Whole district																			
Junior cricket - boys	7-18yrs	26	30	34	38	13	15	17	19					0	0	0	18	-1	9
Junior cricket - girls	7-18yrs	1	2	2	3	1	1	1	2					0	0	0			
Men's cricket	18-55yrs	33	39	41	45	17	20	21	23	14	16	17	19	3	3	5			
Women's cricket	18-55yrs	3	5	7	10	2	3	4	5					0	0	0			
Banbury Town																			
Junior cricket - boys	7-18yrs	9	11	12	13	4	5	6	7					0	0	0	2	-4	0
Junior cricket - girls	7-18yrs	0	1	1	1	0	0	0	1					0	0	0			
Men's cricket	18-55yrs	11	14	14	14	6	7	7	7	5	6	6	6	1	1	1			
Women's cricket	18-55yrs	1	2	3	3	1	1	1	2					0	0	0			
Banbury Rural																			
Junior cricket - boys	7-18yrs	4	4	4	4	2	2	2	2					0	0	0	7	5	3
Junior cricket - girls	7-18yrs	0	0	0	0	0	0	0	0					0	0	0			
Men's cricket	18-55yrs	4	5	5	4	2	2	2	2	2	2	2	2	0	0	0			
Women's cricket	18-55yrs	0	1	1	1	0	0	0	0					0	0	0			
Bicester Town																			
Junior cricket - boys	7-18yrs	6	7	9	11	3	4	5	5					0	0	0	1	-4	0
Junior cricket - girls	7-18yrs	0	0	1	1	0	0	0	0					0	0	0			
Men's cricket	18-55yrs	8	10	12	13	4	5	6	6	3	4	5	5	1	2	2			
Women's cricket	18-55yrs	1	1	2	3	0	1	1	1					0	0	0			
Bicester Rural																			
Junior cricket - boys	7-18yrs	3	4	4	4	2	2	2	2					0	0	0	4	2	1
Junior cricket - girls	7-18yrs	0	0	0	0	0	0	0	0					0	0	0			
Men's cricket	18-55yrs	5	5	5	6	2	3	3	3	2	2	2	2	0	0	0			
Women's cricket	18-55yrs	0	1	1	1	0	0	0	1					0	0	0			
Kidlington																			
Junior cricket - boys	7-18yrs	3	3	4	6	1	2	2	3					0	0	0	3	0	1
Junior cricket - girls	7-18yrs	0	0	0	1	0	0	0	0					0	0	0			
Men's cricket	18-55yrs	4	4	4	7	2	2	2	3	2	2	2	3	0	0	1			
Women's cricket	18-55yrs	0	1	1	1	0	0	0	1					0	0	0			
Kirtlington and Rural																			
Junior cricket - boys	7-18yrs	1	1	1	1	1	1	0	0					0	0	0	2	2	3
Junior cricket - girls	7-18yrs	0	0	0	0	0	0	0	0					0	0	0			
Men's cricket	18-55yrs	1	1	1	1	1	1	1	1	0	1	0	0	0	0	0			
Women's cricket	18-55yrs	0	0	0	0	0	0	0	0					0	0	0			

Meeting the needs of the future

- 4.53 The 2018 cricket club review by OCB will help to confirm the capacity and options at each of the cricket club sites, and the findings will be available for the Stage E review of the strategy.

Banbury Town and Banbury Rural

- 4.54 There are only two pitches within Banbury Town, at Horton View and at Banbury Twenty Club. Both of these sites are already fully used at peak time and only have limited spare capacity across the week.
- 4.55 The Banbury Cricket Club just outside of the town is identified by the ECB/OCB as requiring a second pitch, which should be adjacent to the existing site. The Kingsfield Recreation Ground at Bodicote is already adjacent to the Cricket Club, but intensive use for football on this site means that there was no cricket use in 2016 as the pitches substantially overlap. As football is unlikely to move off the Kingsfield Recreation Ground site, there is limited opportunity to reintroduce regular league cricket here.
- 4.56 The Wroxton Sports Club in the Banbury Rural area has one senior football pitch and one cricket pitch, but the pitches substantially overlap. The football pitch is fully used at peak time but the cricket pitch was unused in 2016. With the impact of football use on the cricket outfield, there is no realistic opportunity to reintroduce league cricket on this site as the pitch quality is likely to be poor, and the seasons overlap.
- 4.57 Wardington Recreation Ground in the Banbury Rural area is also a site shared with football, although there is somewhat less overlap of the pitches. There was no cricket use in 2016 of this site, but it has since come back into use and is the home site of Wardington Cricket Club who played in the South Northants Cricket League Division 4 in 2018. This site is just within 10 minutes drive of the centre of Banbury so is within the catchment for senior cricket. However with the overlapping pitches on the site, it is likely that the pitch quality for cricket would be affected, as well as competing demand between football and cricket because of their seasons.
- 4.58 The confirmed cricket priorities for the Banbury area are therefore:
- Banbury Cricket Club - the development of a second pitch adjacent to the existing club. The site is yet to be secured.
 - Cropredy Cricket Club – new pavilion to serve the new second pitch.
 - Horley Cricket Club – new clubhouse and additional car parking.
- 4.59 In the longer term there may be justification for a further cricket pitch in the Banbury rural area close to the town.

Bicester Town and Bicester Rural

- 4.60 The new Whitelands Farm Sports Ground pitch which was opened in 2017 does not have any pavilion or car parking sufficiently close to enable it to be used for league cricket or for regular training by ECB and OCB. The priority here is to provide both an appropriate clubhouse adjacent to the cricket pitch and, if possible additional car parking. The pitch location has been provided with utilities so the development of a clubhouse on the site should be reasonably easy to deliver, although will be subject to achieving the necessary funding. The clubhouse and parking should meet the guidance of the ECB (England and Wales Cricket Board , 2009) and Sport England (Sport England, 2016).
- 4.61 The NW Bicester development has approximately 14 ha of proposed space for outdoor sport. In the longer term, this site should provide one cricket pitch, with space allocated for a second cricket pitch to be developed in the long term should demand justify this.

Kidlington and Kirtlington and Rural

- 4.62 There are sufficient pitches within Kidlington to meet the planned growth of Kidlington up to 2031. No additional cricket pitch space is therefore required in this area.
- 4.63 There are currently five secure pitches in the Kirtlington and Rural sub area including three which are unused or disused. The extra demand generated in this area up to 2031 can easily be accommodated in the existing pitch supply so no further provision is required.

Justifying developers' contributions

- 4.64 The Council has a Developer Contributions Supplementary Planning Document which supports the adopted Local Plan policies on sport and recreation and explains the existing approach to developer contributions. Given the extent of the housing proposed in Cherwell District, there is a need to assess the amount of demand which will potentially arise from each housing development, and then to consider if there are facilities within an appropriate catchment which can meet these needs, and if so if they are of sufficient quality. This approach reflects the current policy advice of Sport England.
- 4.65 The overall assessment of the supply and demand for cricket pitch space by strategy sub area is given in Figure 44 together with the overview of priorities for investment.
- 4.66 The demand arising from individual housing developments can be assessed using the team generation rates from this strategy, and the Playing Pitch Calculator (see Appendix 6) which is based on the Sport England template. A decision can then be made as to whether the new provision or the equivalent value, should be on- or

off-site, and towards additional pitches and facilities or towards pitch and ancillary facility improvements.

SUMMARY OF KEY FINDINGS AND ISSUES

- 4.67 The following questions and their answers are taken from the Sport England Guidance and provide a useful summary of the current and future provision for cricket in the district.

What are the main characteristics of the current supply and demand for provision?

- 4.68 The sport has seen a fall in the number of teams since 2011, both in seniors and juniors.
- 4.69 There is a good geographical spread of cricket pitches across the district.
- 4.70 There are intensively used sites, but the site which appears to be most under pressure is Horley Cricket Club, which does not have either junior wickets or an artificial strip.
- 4.71 Across the authority as a whole there were nine either unused or disused cricket sites. These sites exist in every sub area other than Banbury Town and Bicester Town.
- 4.72 The new pitch at Whitelands Farm Sports Ground in Bicester is located away from the car parking and pavilion facilities. This severely restricts its use for league matches and formal training by ECB and OCB. Utilities have now been provided for the pitch site so it can support the proposed delivery of a clubhouse.
- 4.73 The lack of pitch space in both Banbury and Bicester means that the towns largely rely on pitch provision in their rural hinterland.

Is there enough accessible and secured community use provision to meet current demand?

- 4.74 Only one cricket team used a pitch that did not have secure community use; Middleton Stoney at Middleton Park, but the club did not have matches in 2016. In addition, two pitches are available for hire at The Warriner School in Bloxham, but use of these has not been taken up by community teams.
- 4.75 There is surplus capacity in all areas of the district with the exception of Banbury and Bicester Town sub areas.

Is the provision that is accessible of sufficient quality and appropriately maintained?

- 4.76 The agreed quality of the cricket pitches which are in use is either “good” or “standard”.

What are the main characteristics of the future supply and demand for provision?

- 4.77 There is expected to be a significant increase in the number of teams playing cricket in the district in the period up to 2031, concentrated within the urban sub areas of Bicester and Banbury. More teams will also be expected at Kidlington if the housing proposed in the Local Plan Partial Review goes ahead.
- 4.78 There are no known risks to any site at present. However, a number of previous cricket pitches are currently not used.

Is there enough accessible and secured community use provision to meet future demand?

- 4.79 In practice, the rural hinterlands of each of the towns provide for much of the cricket activity, and there appears to be sufficient capacity to meet the future demand, with the exception of Bicester and Banbury.
- 4.80 If the Whitelands Farm Sports Ground site is brought into full use by the provision of a clubhouse and car parking close to the cricket pitch, then this pitch can provide for part of the unmet demand in Bicester, although a further pitch will also be required to meet the projected demand. This is proposed to be located at NW Bicester, where a site should be identified which can be extended in the long term to provide a second pitch.
- 4.81 In the Banbury area, the priorities are to provide an additional pitch for Banbury Cricket Club adjacent to their current site, and to improve / provide new pavilions at Cropredy Cricket Club and Horley Cricket Club. Horley also requires additional car parking.
- 4.82 Kidlington has sufficient pitches to meet the long term needs of this sub area.
- 4.83 At Kidlington and elsewhere the priorities are therefore to invest in the existing used cricket pitches and ancillary facilities to maintain them at a high quality.

What actions may be required to ensure provision can meet both the current and future demand?

- 4.84 The existing used sites should generally be retained and enhanced where needed.
- 4.85 Pitches that are currently unused or disused within Cherwell appear to be unlikely to be needed even in the long term, so could be more intensively used for other sports or retained as public open space.

Overview of current situation and future requirements

4.86 Figure 44 provides an overview of the current situation for cricket in each of the sub areas and the needs by 2031. The preceding assessment and Figures provide the detailed information behind this summary table:

- Existing number of cricket pitches: Figure 37
- Existing balance in supply and demand at peak time: Figure 38
- Number of additional cricket pitches required by 2031: paras 4.54 to 4.62

Figure 44: Cricket pitch space summary of deficiencies and needs up to 2031

Banbury Town

Current needs and provision	2031 needs and provision
<p>Requires 5 pitches at peak time to meet current needs, but with only 2 available, there is an export of demand equivalent to 3 pitches across sites in the Banbury Rural area.</p> <p>Horton View and Banbury Twenty sites both fully used at peak time.</p>	<p>There will be an increase in demand and a total of 6 pitches will be required to meet demand at peak time.</p> <p>There is no spare capacity on the town sites to meet this demand, so the current reliance on sites in the Banbury Rural area will continue, and one new pitch will be required here.</p> <p>The existing sites at Horton View and Banbury Twenty should be retained and maintained at high quality.</p>

Banbury Rural

Current needs and provision	2031 needs and provision
<p>Sites close to the Banbury Town sub area boundary are at capacity, in particular Banbury Cricket Club and Horley Cricket Club.</p> <p>Cropredy Cricket Club has recently developed a second ground, but this requires a pavilion.</p> <p>There are a number of sites previously used for cricket. Where there is intensive use for football and the pitches overlap, it is unlikely that high level league cricket could be re-established.</p>	<p>The sub area will continue to meet the need of Banbury town and there is a need to increase capacity to do so. The needs are for:</p> <ul style="list-style-type: none"> • Banbury Cricket Club – second pitch adjacent to the current site. • Cropredy Cricket Club – pavilion to serve newly developed 2nd pitch. • Horley Cricket Club – replacement or refurbishment of pavilion. Increase in capacity of pitch. Increased car parking. <p>There is no requirement to retain sites which are now unused for cricket for cricket use at Bodicote and Wroxton.</p>

Bicester Town

Current needs and provision	2031 needs and provision
<p>Requires 3 pitches at peak time to meet current needs, but there are no pitches in the town. The new Whitelands Farm Sports Ground pitch opened in 2017 but lacks the adjacent clubhouse facilities which are required for league matches and ECB training sessions.</p> <p>All of the current demand is exported to sites in the Bicester Rural area.</p>	<p>There will be an increase in demand and a total of 5 pitches (including current deficiency) will be required to meet demand arising from the town at peak time.</p> <p>The priority is to provide a clubhouse/pavilion and car parking at Whitelands Farm Sports Ground to enable the cricket pitch to be brought into full use.</p> <p>The current reliance on sites in the Bicester Rural area will continue, although new provision should be made at NW Bicester – one pitch in the medium term, plus one pitch in the longer term.</p>

Bicester Rural

Current needs and provision	2031 needs and provision
<p>The population of the sub area requires 2 pitches at peak time, but the area meets much of the demand from Bicester and there are 4 pitches in secure use plus one which is insecure in the area (Middleton Park). There is also one pitch which was unused in 2016 (Finmere Recreation Ground).</p>	<p>There will be no increase in demand from the sub area itself but it will continue to meet the needs of Bicester Town.</p> <p>The existing used pitches should be retained and maintained at good quality.</p>

Kidlington

Current needs and provision	2031 needs and provision
<p>The population of the sub area requires 2 pitches at peak time to meet current needs and there are 3 available and used, including 2 pitches at Stratfield Brake.</p>	<p>There will be an increase in demand and a total of 3 pitches (including current deficiency) will be required at peak time.</p> <p>There is sufficient capacity to meet the demand within Kidlington on the currently used sites, so no additional provision required.</p> <p>The priority is for investment into used cricket sites to improve quality and increase capacity.</p>

	The site at Begbroke is not required to be retained for cricket.
--	--

Kirtlington and Rural

Current needs and provision	2031 needs and provision
There are two pitches in the area but the current population requires less than one pitch.	There will be no significant increase in demand from the sub area so no new provision is required. There is no requirement to retain sites which are now not used for cricket at: Charlton-on-Otmoor, Horton-cum-Studley, and Kirtlington.

Recommendations for cricket

It is recommended that the Council and relevant stakeholders consider the following to address cricket provision in the district:

Protect

- 4.87 Protect all existing used community cricket playing field sites in Cherwell and maintain the pitches and ancillary facilities at least at standard quality.
- 4.88 Seek mitigation for any losses of playing fields.

Enhance

- 4.89 Address site by site needs as identified in the sites table, see Figure 68, Section 9. These include as priorities:
- Clubhouse/pavilion and, if possible car parking, to serve the cricket pitch at Whitelands Farm Sports Ground, Bicester
 - Pavilion to serve second pitch at Cropredy
 - Refurbishment/replacement of pavilion at Horley
- 4.90 Require off-site contributions from housing developments where on-site provision is not required. These contributions should be based on the Playing Pitch Calculator, but with an additional allowance for the wider playing field area, ancillary facilities and land costs. The contributions to be targeted at sites within the accessible travel time.

Provide

- 4.91 Provide additional playing field space for cricket:

- 1 pitch adjacent to Banbury Cricket Club
- 1 pitch in NW Bicester, with space for second pitch in long term.

4.92 Ensure that all new provision fully meets the quality guidance from the England and Wales Cricket Board and Sport England, both in relation to the pitches and ancillary facilities.

SECTION 5: RUGBY UNION

- 5.1 There are four rugby union clubs in Cherwell with a total of 48 teams. There is also one touch team playing in the summer months only, and although this does not impact upon the main rugby demand calculations, the use affects how the pitches recover over the growing season.
- 5.2 The three largest clubs in Cherwell are all facing significant challenges in terms of site issues, and these are addressed in this section along with the playing pitch modelling to identify the potential future needs of the sport.
- 5.3 Participation in rugby once a month, for people aged 14+ years is around 355,100 nationally (Sport England , 2016) and there has been an increase in participation since 2012-13. Earlier research from Sport England for the period ending October 2009, showed that around 95% of participants are male. The sport is mainly played by younger people, with about 84% being under the age of 34. There are high rates of club membership for this sport, which reflects the way in which the sport is played.

Rugby demand in Cherwell

- 5.4 The following clubs and teams information was agreed by the RFU in May 2017 (Figure 45).

Figure 45: RFU rugby team numbers 2017

Club	Mini Midi U12	Youth Boys U13-U18	Youth Girls U13-U18	Adult men	Adult women
Bicester	6	5	0	3	0
Banbury	11	6	0	4	1
Gosford All Blacks	6	0	3	2	0
Alchester	0	0	0	1	0
Totals	23	11	3	10	1

- 5.5 Since 2008, there has been a rise in the number of mini teams (previously 16), however the number of youth and senior teams has fallen.

Temporal demand – the peak demand

- 5.6 The peak demand for pitches is one of the key factors in assessing how many pitches are required in order to meet the demand from a local area. In rugby, senior matches are mainly played on Saturday afternoons, with minis and juniors playing on Sunday mornings and afternoons, and the women playing mainly on Sunday afternoons.

- 5.7 As the junior teams play on adult size pitches, whilst the minis play across the adult pitches or on separately marked out mini pitches, the peak demand usually relates to the number of adult men’s teams in a club. However, this could reflect the number of junior teams if these are playing on a weekly basis.
- 5.8 Rugby is different from both cricket and football, in that the training impact on the pitches is very significant, as all training takes place on the rugby club sites, and usually on the pitches which are also used for matches. Training will be for all sections of the club during the week, with the exception of some of the younger mini age groups.

Current provision

- 5.9 The rugby club sites are mapped in Figure 47. The sub areas for rugby are different to those of football and cricket due to the way in which the sport is structured. There are many fewer clubs and players tend to travel further to a rugby club. The sub areas have been agreed by Cherwell District Council, the RFU and Sport England.
- 5.10 The pitch provision on each site in Cherwell is given in the table below, Figure 46. None of the club rugby activity takes place away from the club sites.

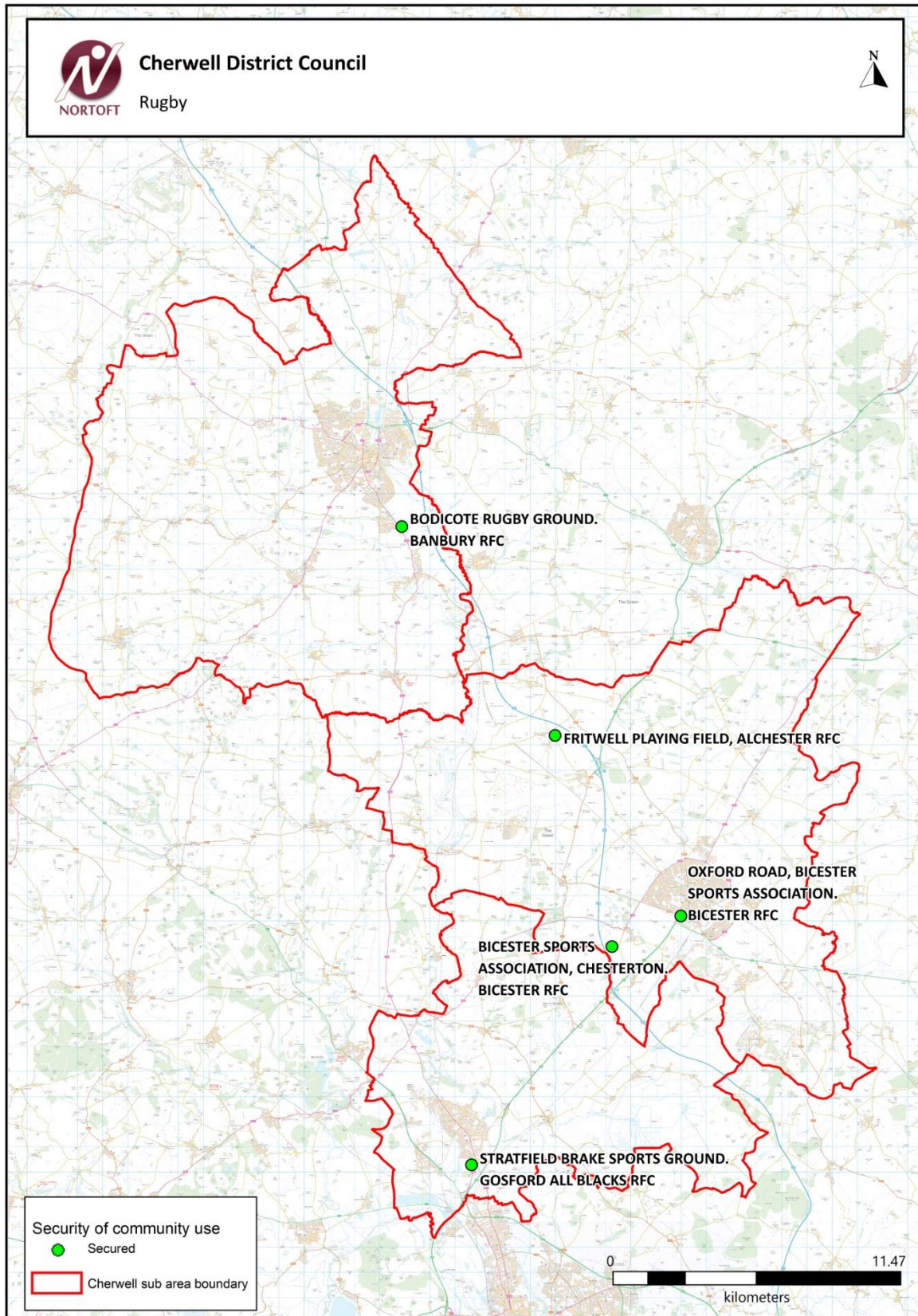
Figure 46: Rugby club pitch provision

Club	Site	Number of senior floodlit grass pitches	Number of senior non-floodlit grass pitches	Other provision
Bicester RFC	Bicester Sports Association Chesterton	0	2	5 x Junior pitches
	Bicester Sports Association Oxford Road	1	1	
Gosford All Blacks RFC	Stratfield Brake Sports Ground	2	2	8 x small pitches
Banbury RFC	Bodicote Rugby Ground	2 (additional pitch being developed and available from September 2018)	4	3 x junior pitches
Alchester RFC	Fritwell Playing	0	1	

	Fields			
Various	Whiteland Farm Sports Ground, Bicester	0	1	Full size Regulation 22 artificial grass pitch

5.11 Both Banbury and Kidlington sub areas have a single club site within their boundary. Bicester sub area has three club sites; Bicester Rugby Club (Oxford Road) located within the town itself, Bicester Sports Association (Green Lane) located in the adjacent settlement of Chesterton, and Fritwell Playing Fields located to the North West of Bicester. Bicester RFC use pitches at both Bicester RFC and Bicester Sports Association. Alchester RFC use the pitch at Fritwell Playing Fields and the AGP at Whitelands Farm Sports Ground, Bicester.

Figure 47: Rugby pitch sites



Contains Ordnance Survey data © Crown copyright and database right. 2017

Banbury sub area

- 5.12 Banbury RFC is in direct control of most of their site but about 25% of Bodicote Park is owned by Cherwell DC.
- 5.13 The club had previously been concerned that their pitches were being overused and that they required a further training pitch with floodlighting. This is being developed in summer 2018 with RFU support, on land already owned and used by Banbury RFC.
- 5.14 Banbury Rugby Club's lease on the changing facilities at Bannatynes has recently been renegotiated and now ends in 2065, so the use is therefore secure long term.
- 5.15 The club have raised concerns about the potential implications of the proposed relocation of Banbury United FC to the site identified in the Local Plan as Banbury 12. The club remains committed to purchase the additional land at Bodicote Park from Cherwell DC.

Bicester sub area

- 5.16 Bicester RFC uses Bicester Sports Association land (two sites at Bicester Oxford Road and Chesterton). Alchester RFC's site is owned and managed by Fritwell Parish Council.
- 5.17 The sub area contains the one rugby specification Regulation 22 artificial grass pitch in the district, at Whitelands Farm Sports Ground in Bicester. This also meets the FA 3G register standards. The pitch was developed by the District Council and opened in September 2017. The operation of the pitch and the pavilion facilities have recently been tendered and are now managed by Parkwood Leisure along with the grass pitches on the site.
- 5.18 The approach towards the management of the Whitelands Farm Sports Ground site is different from the way in which rugby clubs usually operate, as clubs often largely rely on the income generated from the clubhouse and sponsorship to support their teams and their wider sports development initiatives. The Whitelands Farm Sports Ground operation is still at too early a stage to determine how far the site is able to meet the needs of Bicester RFC, in relation to the AGP, the grass pitches and the pavilion. However, the RFU have registered concern that the facility may not be able to fulfil its potential for rugby because of the management arrangements, number of pitches required on the site for the club to relocate to a single site, and the level of hire charges combined with the lack of ability to drive income.
- 5.19 Oxford Road, Bicester has two rugby pitches which are currently used by Bicester Rugby Club's senior teams, one of which is floodlit. The site also includes a Step 5 football stadium pitch. There is no security of use of the site for either rugby or football. The playing field site is owned by Bicester Sports Association which has

aspirations to develop it and to provide replacement provision for rugby via an extension of the Bicester Sports Association (BSA) Chesterton site. At the time of this report, no planning approval had been sought for the development of the Oxford Road site.

- 5.20 The Bicester Sports Association's Chesterton site has secure community use and is used by the rugby juniors, minis and some older age groups, but there is insufficient space to enable the relocation of the senior rugby pitches from Oxford Road to Chesterton without significant expansion of the site. The existing rugby pitches are already overmarked, and none are floodlit. The BSA's aspirations to expand the site at Chesterton have yet to be tested through the planning process, and no reliance can therefore be placed on additional provision being made on an expanded site.
- 5.21 An earlier proposal for pitch provision at the site was refused by Cherwell DC because of the rural location of the site, and in particular the traffic issues, as the site is not readily accessible by pedestrians, cyclists and public transport.
- 5.22 The long term sustainability of rugby in Bicester is of major concern to the RFU and Bicester RFC.

Kidlington sub area

- 5.23 Gosford All Blacks RFC uses Stratfield Brake, with Parkwood Leisure as the operator since the summer of 2017. The site was previously in the control of Kidlington Parish Council.
- 5.24 The change to Parkwood Leisure was with the objectives of ensuring that the building and site were retained and maintained at high quality, and to increase the general hire income of the site, particularly during the daytime from the pavilion. The costs of hiring the pitches and the pavilion to the rugby and football clubs has increased, and there is now no or very limited ability to for the clubs to generate income from the pavilion. The ability of Gosford All Blacks RFC to generate sufficient income to respond to the management change for the season 2018-19 onwards is of significant concern to the club and the RFU.
- 5.25 The Stratfield Brake site was invested in and developed by Cherwell District Council with grant funding from Sport England for the sporting and community benefit of the Kidlington residents. Subsequent improvements to floodlight provision have been part grant funded by the RFU, Cherwell District Council, Kidlington Parish Council and Football Foundation. These bodies therefore also have an interest in ensuring that the sports and resident sports clubs of rugby, football and cricket are protected on the site.

Pitch quality

- 5.26 The RFU pitch carrying capacity identifies the number of match equivalent sessions that a natural grass pitch can sustain without any adverse impacts. It is based on both the drainage and maintenance regime of the pitch, see Figure 48 which is taken from the Sport England Playing Pitch Guidance (Sport England, 2013).

Figure 48: RFU pitch carrying capacity

		Maintenance		
		Poor (M0)	Standard (M1)	Good (M2)
Drainage	Natural Inadequate (D0)	0.5	1.5	2
	Natural Adequate (D1)	1.5	2	3
	Pipe Drained (D2)	1.75	2.5	3.25
	Pipe and Slit Drained (D3)	2	3	3.5

5.27 The definitions for maintenance and drainage provided in the non-technical site survey forms which are part of the assessment process under the Guidance are:

Code	Action required
M0	Significant improvements to maintenance programme
M1	Minor improvements to maintenance programme
M2	No improvement to maintenance programme required
D0	Pipe drainage system needed on pitch
D1	Pipe and slit drainage needed on pitch
D2	Slit drainage needed on pitch
D3	No action needed on pitch drainage

5.28 The quality of the pitches is based on the non-technical quality assessment from the playing pitch strategy guidance, supplemented by maintenance and drainage information from the clubs and through consultation with the RFU. The pitch quality for the district provided in Figure 49 varies from a weekly capacity of 1.5 at Fritwell Playing Fields to 3 for the first XV pitch at Bodicote Rugby Ground.

Figure 49: Pitch quality scores

Site Name	Club	Pitch type	Floodlit	Pitch database rating	Weekly pitch capacity	Comments
Bicester Sports Association Chesterton	Bicester RFC	Snr		D2/M1	2.5	Senior pitches over marked for juniors and minis
		Snr		D2/M1	2.5	
		Jnr		D2/M1	2.5	
		Jnr		D2/M1	2.5	
		Jnr		D2/M1	2.5	
		Jnr		D2/M1	2.5	
		Jnr		D2/M1	2.5	
Bicester Rugby Club (Oxford Road)	Bicester RFC	Snr	Y	D2/M1	2.5	
		Snr		D2/M1	2.5	
Stratfield Brake Sports Ground	Gosford All Blacks RFC	Snr	Y	D2/M0	1.75	Senior pitches over marked for juniors and minis
		Snr	Y	D2/M0	1.75	
		Snr		D2/M0	1.75	
		Snr		D2/M0	1.75	
Bodicote Rugby Ground	Banbury RFC	Snr	Y	D3/M1	3.0	
		Snr	Y	D2/M1	2.5	
		Snr		D2/M1	2.5	
		Snr		D2/M1	2.5	
		Snr		D2/M1	2.5	
		Snr		D2/M1	2.5	
		Jnr		D2/M1	2.5	
		Jnr		D2/M1	2.5	
		Jnr		D2/M1	2.5	
Alchester RFC	Fritwell Playing Fields	Snr		D0/M1	1.5	

N.B. Whitelands Farm Sports Ground grass pitch (senior, not floodlit) not assessed as first used in autumn 2017.

Consultation findings

Club comments

- 5.29 All of the clubs have responded to the club survey. The information provided has been incorporated into the rest of this section.
- 5.30 Team numbers have stayed the same for the majority of clubs, although there has been some growth across all age groups. Alchester RFC is the only club to experience a decrease in teams during the previous three years, now having only 1 senior team. Gosford All Blacks describe a growth in all age groups with the exception of youth boys. Banbury RFC has seen an increase in women's, youth boys and mini's rugby. Team numbers for Bicester RFC have remained consistent across all age groups.
- 5.31 Three of the clubs (Bicester RFC, Banbury RFC and Gosford All Blacks) all have plans to develop new club/pitch facilities.
- 5.32 All 4 clubs suggest there are issues limiting their expansion, ranging from lack of funding to lack of floodlit training space. However, all clubs also indicated that they do not have any waiting lists at present.
- 5.33 All of the clubs use only their own site(s) for competitive matches and winter training.

National Governing Body comments and strategies

- 5.34 The RFU both at regional level and at county level have been actively involved in discussions with the District Council about the future of Bicester RFC and Gosford Blacks RFC.

Bicester

- 5.35 The highest priority of the RFU in terms of long term club development is the need for Bicester RFC to play on a single site as the club currently use both Oxford Road and Chesterton. As a result, there is currently limited continuation of the minis/juniors playing at the BSA site in Chesterton through to the senior team. The club will require four pitches to enable the growth in the game following the increased housing numbers in the Bicester area.
- 5.36 The current "offer" at the Whitelands Farm Sports Ground site is 1 Regulation 22 AGP which is also hired for football, and 1 senior or possibly 2 senior grass pitches. The site is therefore unlikely to be large enough to cater for Bicester RFC unless additional grass pitches can be provided.

5.37 The RFU is of the view that the rugby use may also be limited by the way in which the site is managed, in particular, the restricted ability of clubs to generate income, and the relatively high hire charges of the AGP. The RFU is also of the opinion that these factors, together with the size of the grass pitch area, are likely to prevent Bicester RFC from using the site as their home.

Gosford All Blacks, Stratfield Brake, Kidlington

5.38 The RFU met with Gosford All Blacks RFC and Cherwell District Council (CDC) prior to the decision to award a management contract to Parkwood Leisure to take over the running of the Stratfield Brake site at Kidlington from summer 2017 at which meeting a number of issues were raised and discussed around the sustainability of the GAB's RFC being able to play at the site. The site is owned by CDC and was previously leased to Kidlington Parish Council. CDC were concerned that the site and buildings had not been maintained to a suitable level to ensure the health and safety of users of the site and to meet the terms of CDC's lease with the parish council. The RFU welcomed the intention of CDC to improve the management of the facilities, both pitches and clubhouse, but were concerned about the impact on Gosford All Blacks RFC.

5.39 The club estimated that its costs following the change in management would rise substantially. With no ability to generate income other than from subs and playing fees, the view of both club and the RFU was that this would create a significant problem and render the club unviable.

5.40 CDC therefore offered a one year transitional financial support package to the club for the season 2017-18. This was welcomed by the RFU, but they remain concerned about the long term future of this site for rugby.

National Facilities Strategy

5.41 The RFU National Facilities Strategy 2013-2017 summary provides an overview of the facility priorities for the sport. The detailed specific investment decisions are made by the RFU County Board, together with the Regional Development Officer and with support from the RFU Facilities Team. Each scheme is assessed against the specific needs of the club, within the context of the national priorities. The justification for funding in the summary is provided as follows:

There is a continuing need to invest in community club facilities, in order to:

- Create a platform for growth in club rugby participation and membership, especially with a view to exploiting the opportunities afforded by Rugby World Cup 2015.
- Ensure the effectiveness and efficiency of rugby clubs, through supporting not only their playing activity but also their capacity to generate revenue through a diverse range of activities and partnerships.

The priorities for investment are:

- Increase the provision of integrated changing facilities that are child-friendly and can sustain concurrent male and female activity at the club.
- Improve the quality and quantity of natural turf pitches (this includes support for enhanced pitch maintenance programmes).
- Improve the quality and quantity of floodlighting.
- Increase the provision of artificial grass pitches that deliver wider game development outcomes.
- Social, community and catering facilities, which can support diversification and the generation of additional revenues.
- Facility upgrades, which result in an increase in energy-efficiency, in order to reduce the running costs of clubs.
- Pitch furniture, including quality rugby posts and pads.

5.42 The Rugby Football Union (RFU) released its AGP Strategy in December 2015. It envisages developing 60 AGPs on rugby club sites and 40 AGPs where the facility will be shared. The anticipated approximate usage for an AGP on a rugby club site would be:

- 20% use by the host club
- 30% use by local clubs and County Board
- 15% use for schools and community groups
- 35% use for commercial purposes (primarily football)

5.43 The objective will be for the RFU to deliver at least one AGP per County Board in both traditional and less traditional rugby communities. The identification and investment in these sites will be for the County Board to determine, and then to work with the prioritised club. The primary selection drivers are:

- Clubs and local rugby communities with high growth potential
- Clubs and local rugby communities with overused natural turf pitches
- Local ability to generate commercial revenue
- Easily accessible through transport links.

5.44 The full delivery of the investment programme is expected to be completed by September 2019.

5.45 With the provision of a Regulation 22 AGP in Bicester, it is unlikely that the RFU will seek to further increase the provision of rugby AGPs. Additionally, the relocation of Banbury United FC and the uncertain but potential provision of a new 3G football turf AGP at the Banbury 12 site may increase Banbury RFC's access to a training AGP. However, the proposal is at too early a stage to be given weight at this time and would need to be confirmed by a detailed feasibility study which considers both the rugby and football needs.

Adjacent authorities' provision and strategies

5.46 A review of the adjacent authorities' playing pitch strategy reports shows that:

- Aylesbury Vale: There is no current playing pitch strategy.
- South Northants: The draft playing pitch strategy of 2018 identifies that the nearest rugby club is at Brackley. The strategy concluded that this club had sufficient capacity in the long term, but requires investment in the pitch quality and clubhouse.
- Stratford-on-Avon: The playing pitch strategy of 2011 concluded that the current stock of adult pitches will be sufficient for future growth, however there is a need for additional junior pitches during peak times.
- West Oxfordshire: The playing pitch strategy of 2014 highlighted a number of rugby pitches that are currently being overused. The report indicates that with the future housing growth will further exacerbate the net deficit in pitch supply.
- Oxford: The playing pitch strategy of 2012 indicated an undersupply of rugby pitches. For all pitch types, the large numbers of sites without secure community use provides a great deal of uncertainty moving forward. The report concludes that if all pitches without secure community use are included within the assessment, there would be adequate provision for all sports. A refresh of the Oxford strategy started in March 2018.
- South Oxfordshire: The draft playing pitch strategy of 2018 concluded that most rugby pitches are currently being overused but that the priorities were improvements of the existing sites rather than new provision. The RFU are proposing the development of a Regulation 22 AGP at Horspath, at a site within South Oxfordshire District but owned and controlled by Oxford City Council. The community partner clubs for the project include Wheatley, Chinnor and Didcot, though the main club will be the relocated Oxford Harlequins RFC.

5.47 This strategy review suggests that any of the spare capacity within adjacent authorities will either be too far away from most of Cherwell to be used by Cherwell residents, or is likely be required to accommodate any population growth occurring within the relevant authority.

Assessment of current supply/demand

Market Segmentation

5.48 The Market Segmentation tool from Sport England, which is summarised in the Background and Context Report (Part 1), does not pick up on rugby because of the relatively low level of participation compared to other sports. However, at both the national and Oxfordshire levels, the Market Segmentation results show that the largest group playing rugby are the 'Ben' segment (Competitive Male Urbanites) which are men aged around 18-25 years, followed by the 'Tim' segment (Settling Down Males) aged 26-45 years, and the 'Jamie' segment (18-25 years). The 'Philip' segment is also interested in the sport and these are the Comfortable Mid-Life Males, aged 46-55 years. None of the other market segment groups are notably active in rugby.

Playing pitch model

5.49 In considering the balance between the supply and demand for rugby pitch space in the district, there are two elements, and the assessment is based on the season 2016-17:

- Pitch availability at peak times – the number of pitches required for matches
- Pitch capacity - the ability of natural grass pitches to provide for matches, training and other activity over a week or over a season. This is most often determined by their quality.

5.50 Information about the rugby club sites has been collated via the site audit and has been agreed by the RFU. Although the peak match demand determines the number of pitches required to meet the match requirements of the club, just as important for rugby is the impact of training which is mainly on the grass pitches. Both are therefore taken into account in the modelling, see Figure 50.

Figure 50: Exiting capacity of rugby sites based on audit

Club and Site	No. of pitches	Sub area	Capacity (per week)	Training demand jnrs & snrs (per week)	Match demand all (per week)	Balance (per week)
Bicester RFC	2	Bicester	5	0	0	5
Bicester Sports Association Chesterton						
Bicester RFC	2	Bicester	5	4	4	-3
Bicester Sports Association Oxford Road						
Gosford All Blacks RFC	4	Kidlington	4	3	4.5	-3.5
Stratfield Brake Sports Ground						
Banbury RFC	6	Banbury	15.5	5.5	5.5	4.5
Bodicote Rugby Ground						
Alchester RFC	1	Bicester	1.5	0.5	0.5	0.5
Fritwell Playing Fields						

- 5.51 This modelling suggests that two of the rugby clubs; Bicester RFC at BSA, Oxford Road, and Gosford All Blacks at Stratfield Brake Sports Ground are significantly short of pitch space. Bicester RFC's Oxford Road site is under pressure due to training, but the seniors cannot use the Bicester Sports Association's site at Chesterton as it is not floodlit, so has been given a zero value for training in Figure 50. However if Bicester RFC were to move at least some of their training to the Whitelands Farm Sports Ground AGP, then this would reduce the pressures on Oxford Road.
- 5.52 Part of the reason for the lack of apparent pitch space at Stratfield Brake was the lack of pitch maintenance, reducing the capacity of the pitches below what is considered to be "standard". The priority with this site is to improve pitch quality to the RFU standard of "well maintained" and with pipe drainage (D3/M2 as defined in Figure 48 of the Playing Pitch Guidance (Sport England, 2013).
- 5.53 The Bodicote Rugby Ground used by Banbury RFC has spare capacity based on this model, although the club considers that it needs more pitch space, particularly for training.
- 5.54 Alchester RFC at Fritwell Playing Field has spare pitch capacity, but has no floodlights, so the site is not usable for weekday evening training.

Assessment of future needs

- 5.55 The assessment of the future needs for rugby pitches is based on a combination of:
- Team generation rate modelling results. These forecast growth in the sport, using team generation rates (TGRs), which in turn are based on: the current rates of participation in the sport across the age groups and sexes; the anticipated growth in each sport, again across the different age groups and sexes; and the changes in the population for each area of Cherwell over time.
 - The quality and availability of the existing grass pitches for both matches and training.
 - The capacity of the existing sites to meet future demand.

TGR modelling

- 5.56 The basis for modelling the future demand for rugby was agreed with the RFU and is given in Figure 51.

Figure 51: Rugby- agreed participation rate increases

		Cumulative growth percentage from 2017		
		2021	2026	2031
All age groups, both male and female	0.21% pa	1.1%	2.1%	2.7%

5.57 This results in an increasing team generation rate (TGR) across the strategy period for the different age groups and sexes, see Figure 52. These TGR rates can be used to inform the Playing Pitch Calculator to estimate the amount of rugby team demand likely to arise from a single development.

Figure 52: TGR rates for rugby to 2031

	Age Groups	TGR rates			
		2017	2021	2026	2031
Mini/midi -rugby - mixed	7-12yrs	2.57	2.59	2.62	2.65
Junior rugby - boys	13-18yrs	2.18	2.21	2.23	2.25
Junior rugby - girls	13-18yrs	0.59	0.60	0.60	0.61
Men’s rugby	19-45yrs	0.39	0.40	0.40	0.40
Women’s rugby	19-45yrs	0.04	0.04	0.04	0.04

5.58 The TGRs can be written another way, the population in the age group needed to generate one team. The following table (Figure 53) is for 2017, and can be used with the Playing Pitch Calculator to determine the amount of demand likely to arise from any new development over time. As there are no girls’ teams in Cherwell at present but there is likely to be increasing interest in the girls’ game, the TGR for women has also been applied to girls.

Figure 53: Rugby Team Generation Rate for Playing Pitch Calculator

	Age Groups	Number of people in age group needed to generate one team
Mini/midi -rugby - mixed	7-12yrs	390
Junior rugby - boys	13-18yrs	458
Junior rugby - girls	13-18yrs	1,694
Men’s rugby	19-45yrs	2,554
Women’s rugby	19-45yrs	25,277

5.59 The application of this modelling to the district results in the team forecasts is given Figure 54. This suggests that there will some growth in team numbers across all sub areas, primarily in mini/midi rugby.

5.60 In addition to this, all sub areas show growth in junior boys and men’s rugby.

5.61 Kidlington is the only sub area to have growth in junior girl's rugby. However, both Banbury and Bicester will have growth in women's rugby.

5.62 In total, the TGR shows a growth of 20 teams within the district, across all age groups. This will result in the need for a significant development of rugby facilities to ensure that all residents of Cherwell have good, sustainable and balanced clubs to enjoy Rugby Union.

Figure 54: Rugby - estimated number of teams to 2031

	Age Groups	Number of teams within age group			
		2017	2021	2026	2031
Whole district					
Mini/midi -rugby - mixed	7-12yrs	23	27	28	34
Junior rugby - boys	13-18yrs	11	12	14	15
Junior rugby - girls	13-18yrs	3	3	4	4
Men's rugby	19-45yrs	10	12	13	13
Women's rugby	19-45yrs	1	1	1	1
		48	56	60	68
Banbury					
Mini/midi -rugby - mixed	7-12yrs	11	13	14	14
Junior rugby - boys	13-18yrs	6	6	7	7
Junior rugby - girls	13-18yrs	2	2	2	2
Men's rugby	19-45yrs	5	6	6	5
Women's rugby	19-45yrs	0	1	1	1
		23	27	29	29
Bicester					
Mini/midi -rugby - mixed	7-12yrs	8	10	11	13
Junior rugby - boys	13-18yrs	4	5	5	6
Junior rugby - girls	13-18yrs	1	1	1	1
Men's rugby	19-45yrs	4	5	5	5
Women's rugby	19-45yrs	0	0	1	1
		17	21	24	26
Kidlington					
Mini/midi -rugby - mixed	7-12yrs	3	4	5	6
Junior rugby - boys	13-18yrs	2	2	2	3
Junior rugby - girls	13-18yrs	0	0	1	1
Men's rugby	19-45yrs	2	2	2	3
Women's rugby	19-45yrs	0	0	0	0
		7	8	10	13

Meeting the needs of the future

- 5.63 There is a need to retain the three large rugby clubs, one in each area, to meet the future demand for the game. Ideally the small club, Alchester RFC should also be retained and supported to grow. The main clubs and sites are addressed below.

Banbury

- 5.64 The forecast additional demand for rugby can largely be met by the existing provision at Bodicote. However, improvements to pitch quality will be needed to mitigate the impacts of mid-week training, and it is noted that the club considers that it requires additional flood-lit training space, which may potentially be met on site but away from the existing pitch area. The proposed purchase of the additional land on the Bodicote site will help to ensure the long term sustainability of the club on the site, and will be sufficient to meet the needs of rugby in Banbury.
- 5.65 Additionally, if 3G football turf pitches are developed in Banbury, some of the non-contact training could be moved to these pitches.

Bicester

- 5.66 The Oxford Road site used by Bicester RFC was over-used in 2016-17, but the club has now moved some of their senior training to the Whitelands Farm Sports Ground Regulation 22 AGP, which will reduce the impact on the grass pitches at Oxford Road. However there is an urgent need to resolve the current uncertainties at the BSA site at Oxford Road, at Whitelands Farm Sports Ground and at BSA Chesterton in order to provide a long term sustainable home for Bicester RFC in a location which will enable the club to expand.
- 5.67 By 2031, Bicester will have a need for 3 senior pitches, plus space for juniors and training, and the RFU consider that this is equivalent of a minimum of 4 pitches. This should be on a single secure site, which is financially self-sustaining for the club.

Kidlington

- 5.68 The poor pitch quality identified at Stratfield Brake in winter 2016-17 meant that the pitches were less able to withstand use than they could if their drainage and maintenance was to be significantly improved. Some pitch improvements were completed in 2017 but if the pitches could be retained at high quality, then there is potential capacity on the site to cater for the forecast demand up to 2031. The priority for this site is therefore to continue improve the quality of the pitches and to ensure the sustainability of club and other formats (touch 7's etc) of Rugby Union.
- 5.69 In relation to the overall management objectives of the site, there is a wish to retain rugby club use. A high priority for the development of rugby in Kidlington

should therefore be for the operator, Cherwell District Council, the RFU, and Sport England to work together to ensure that the resident club and other formats of Rugby Union (touch 7's etc) can operate and grow on the site in the long term.

Justifying developers' contributions

- 5.70 The Council has a Developer Contributions Supplementary Planning Document which supports the adopted Local Plan policies on sport and recreation and explains the existing approach to developer contributions. Given the extent of the housing proposed in Cherwell District, there is a need to assess the amount of demand which will potentially arise from each housing development, and then to consider if there are facilities within an appropriate catchment which can meet these needs, and if so if they are of sufficient quality. This approach reflects the current policy advice of Sport England.
- 5.71 The overall assessment of the supply and demand for rugby by strategy sub area is given in Figure 55 together with the overview of priorities for investment.
- 5.72 The demand arising from individual housing developments can be assessed using the team generation rates from this strategy, and the Playing Pitch Calculator (see Appendix 6) which is based on the Sport England template. Provision for rugby will normally be off-site.

SUMMARY OF KEY FINDINGS AND ISSUES

- 5.73 The following questions and their answers are taken from the Sport England Guidance and provide a useful summary of the current and future provision for rugby in Cherwell.

What are the main characteristics of the current supply and demand for provision?

- 5.74 There are four rugby clubs in Cherwell, three large clubs, one each in Banbury, Bicester and Kidlington, and a single-team adult club, Alchester RFC based at Fritwell.

Bicester

- 5.75 The long term sustainability of rugby in Bicester is of major concern to the RFU and Bicester RFC. Bicester RFC are split across two sites; Bicester Sport Association Oxford Road Bicester and Bicester Sports Association at Chesterton. The RFU strongly recommends that the long term objective should be for the club to operate at a single location. The owners of the Oxford Road site have aspirations to redevelop it (but have not sought or been given planning approval), and there is no security of use of this two-pitch site. The minis and juniors use the Bicester Sports Association site at Chesterton, but there is no spare capacity on the site, and the pitches are not floodlit.

- 5.76 Previous proposals for additional pitch provision at the Chesterton site have been refused by Cherwell District Council because of the rural location of the site, and in particular the traffic issues (as the site is not readily accessible by pedestrians, cyclists and public transport) which could potentially worsen around the site at peak times.
- 5.77 A new Regulation 22 AGP has been developed at Whitelands Farm Sports Ground, and it is also on the FA 3G register, so can be used by both football and rugby. The AGP and grass pitches are managed by a contractor, who will retain the profits from the clubhouse. The Whitelands Farm Sports Ground site currently has one grass rugby pitch. The use of both the AGP and grass rugby pitch by the club will need to be kept under review.

Kidlington

- 5.78 The Stratfield Brake site is used by Gosford All Blacks RFC, and is now managed by a leisure operator. Some pitch improvement works were undertaken in 2017 as they were poor quality during the season 2016-17, primarily due to a limited maintenance regime. Gosford All Blacks RFC has been very concerned about the potential impact of the change to a leisure operator on their club finances. Cherwell DC supported the club financially on a transitional basis for the season 2017-18.
- 5.79 The RFU and Sport England also have a legal interest in the Stratfield Brake as they provided grant aid towards its development and subsequent improvements. These organisations are also concerned to ensure that the terms of this grant aid are met and community rugby and format such as Touch 7's continue to grow in Kidlington.

Banbury

- 5.80 If Banbury RFC is able to have long term secure use of the area of Bodicote Park which is currently owned by Cherwell District Council, then this will meet the needs of the club up to 2031.

Fritwell

- 5.81 There are no known issues on this site, which is used by the single adult team club, Alchester RFC.

Is there enough accessible and secured community use provision to meet current demand?

- 5.82 See above in relation to the site issues (paras 5.74 to 5.81).
- 5.83 None of the clubs report any waiting lists, so there does not appear to be any latent demand.

- 5.84 Overall there is potentially sufficient current provision to meet current demand for community rugby, but there are significant issues at all of the larger clubs. If the sites providing for these clubs change, then both future and potentially even current demand could not be met.

Is the provision that is accessible of sufficient quality and appropriately maintained?

- 5.85 All of the sites would benefit from improved pitch drainage and maintenance.

What are the main characteristics of the future supply and demand for provision?

- 5.86 There will be growth in the number of teams up to 2031 across each of the age groups and both male and female. This is expected to lead to about 2 extra matches per week for the seniors and 1.5 extra matches for boys' youth teams.
- 5.87 The future needs of rugby are summarised below and in Figure 55.

Banbury

- 5.88 Banbury Rugby Club potentially has sufficient pitch capacity long term, but this depends on the remaining area of Bodicote Park which is owned by Cherwell District Council continuing to be available for rugby use. The Club would therefore like to secure the additional area of land not in its ownership to provide certainty.
- 5.89 The club has recently renegotiated its lease for the changing facilities, which are now secure long term.

Bicester

- 5.90 The increase in future demand will have the most pronounced impact for Bicester where the additional demand equates to 3.25 matches per week and cannot be met by the existing grass pitch provision. In the long term the club will require the equivalent of 4 pitches plus clubhouse facilities which are vital for the club's sustainability.
- 5.91 The two senior pitches at Oxford Road are unsecure and the Bicester Sports Association has aspirations for its redevelopment. The Whitelands Farm Sports Ground site is both too small for the club to move to as a single location, and would not be an appropriate facility as the club requires clubhouse provision through which it can generate significant levels of income.
- 5.92 There is currently no identified alternative single site to which the Bicester RFC can move. Until a single alternative site is identified and secured, and the replacement facilities and pitches provided, then the existing pitches and clubhouse at Oxford Road will need to be retained.

5.93 There are no known issues at Fritwell impacting upon the Alchester RFC.

Kidlington

- 5.94 The pitch quality at Stratfield Brake has been improved by Cherwell DC and it is expected that these improvements will continue to take place, which will be needed to meet the expected extra demand from rugby up to 2031. If other sports use of the pitches are proposed, then this should only take place if the new use would not reduce the pitch quality for rugby.
- 5.95 The primary concern for Kidlington is the ability to retain community club rugby use and other formats of Rugby Union such as Touch 7's at the Stratfield Brake site, following changes to the management arrangements.

Is there enough accessible and secured community use provision to meet future demand?

- 5.96 Although there is potential for sufficient provision, there are major issues which need to be addressed at each of the three larger club sites at Banbury, Bicester and Kidlington.
- 5.97 At Banbury, Banbury RFC uses and will continue to need in the future, the area of Bodicote Park which is currently owned by Cherwell DC. There will be insufficient pitch space without this.
- 5.98 At Bicester, Bicester RFC's senior teams currently use Bicester Sports Association's Oxford Road site for the seniors, and Bicester Sports Association's Chesterton site for their minis and juniors. To meet its long term needs, the club requires a site with a minimum of four grass pitches plus clubhouse which can support the club revenue generation.
- 5.99 In Kidlington, the future of community rugby is largely linked to the sustainability of a resident rugby club at a sustainable Stratfield Brake venue.

What actions may be required to ensure provision can meet both the current and future demand?

- 5.100 There is a need to:
- Resolve the rugby provision at Bicester for Bicester RFC with the objective of achieving a financially sustainable club on a single site with 4 grass pitches, or 3 grass plus Regulation 22 3G AGP and clubhouse.
 - Ensure that community club rugby continues in the long term at Stratfield Brake, with improved pitches, access to the clubhouse, and a financially sustainable arrangement.
 - Retain the community rugby use of the area of Bodicote Park owned by Cherwell District Council.
 - Retain the single pitch at Fritwell.

Overview of current situation and future requirements

5.101 Figure 55 provides an overview of the current situation for rugby in each of the sub areas and the needs by 2031. The preceding assessment and Figures provide the detailed information behind this summary table:

- Existing number of grass pitches: Figure 46
- Existing capacity, supply/demand balance: Figure 50
- Rugby provision required by 2031: paras 5.64 to **Error! Reference source not found.**

Figure 55: Rugby pitch space summary of deficiencies and needs up to 2031

Banbury

Current needs and provision	2031 needs and provision
<p>Banbury RFC site at Bodicote has 6 senior pitches plus junior pitches. There is sufficient capacity to meet demand although the club would like additional floodlit training space.</p> <p>The changing room provision is on a secure long term lease.</p>	<p>There is potentially sufficient pitch capacity to meet the forecast demand for rugby in the Banbury area provided the additional pitch area at Bodicote Park which is not currently in the club's ownership remains available to rugby.</p> <p>The Cherwell DC land at Bodicote Park should be sold to Banbury RFC to provide long term certainty for rugby playing field use.</p> <p>It should be ensured that the relocation of Banbury United FC to site Banbury 12 is achieved without adversely impacting on rugby at Bodicote Park.</p>

Bicester

Current needs and provision	2031 needs and provision
<p>Bicester RFC uses grass pitches at Bicester Oxford Road and Chesterton, both owned by Bicester Sports Association. There is no security of use of the Oxford Road site which is used by seniors and is the only floodlit grass pitch space suitable for mid-week training.</p> <p>Bicester Sports Association has aspirations to develop its Oxford Road</p>	<p>Bicester RFC will require 4 grass pitches on a single home site with clubhouse where the club can generate sufficient income to cover its costs. Ideally the club would have access to the AGP at Whitelands Farm Sports Ground for training and matches, for all age groups, but this needs to be financially sustainable for the rugby use.</p> <p>The site issues at Oxford Road in Bicester, Chesterton and Whitelands Farm Sports</p>

<p>site.</p> <p>The BSA Chesterton site is used for minis and juniors and is already used intensively. There is no spare space on the site for relocated senior pitches, and there is no floodlighting.</p> <p>Bicester RFC also hire Whitelands Farm Sports Ground Regulation 22 pitch for some training. The hire costs are high compared to similar pitches owned and managed by the RFU. There are also 1-2 grass rugby pitches available on site, but these are not used by Bicester RFC.</p> <p>The Whitelands Farm Sports Ground site is operated commercially and is also available for football hire.</p>	<p>Ground require resolution.</p> <p>Oxford Road in Bicester should be retained for rugby use unless its loss can be mitigated by a suitable replacement site. If rugby is to be retained on site, a long term lease is essential in order to secure external investment.</p>
<p>The rugby pitch at Fritwell Playing Fields should be retained.</p>	<p>Retain rugby pitch at Fritwell Playing Fields.</p>

Kidlington

Current needs and provision	2031 needs and provision
<p>Stratfield Brake has 4 rugby pitches but low level of pitch maintenance in 2016-17 meant that the capacity of the pitches was reduced. The pitch quality for 2017-18 was improved, but the pitches may require further investment to further improve their quality.</p> <p>The site operation has recently moved to a commercial operator and the rugby club has concerns about its ability to both generate income and meet the higher pitch and pavilion charges.</p> <p>The RFU, Sport England and Football Foundation have a legal interest in the site because of earlier grant aid.</p> <p>The priority is to establish a management and hire arrangements</p>	<p>There is sufficient capacity for rugby up to 2031 so long as the pitches are maintained at high quality (RFU standard D3/M2).</p> <p>The priority is to resolve the management related issues to ensure continued community rugby club and other Rugby Union use of the site, such as Touch 7's.</p> <p>Other priorities are pitch and clubhouse improvements.</p>

which maximise the use of the site whilst supporting the sports clubs, including rugby.	
---	--

The pitches require sustained increased levels of maintenance.	
--	--

Recommendations for rugby

It is recommended that the Council and relevant stakeholders consider the following to address rugby provision in the district:

Protect

5.102 Protect rugby provision used by community rugby clubs at:

- Banbury RFC, Bodicote
- Bicester RFC
 - Bicester Sports Association, Oxford Road
 - Bicester Sports Association, Chesterton
- Whitelands Farm Sports Ground Regulation 22 artificial pitch and grass pitches
- Gosford All Blacks RFC, Stratfield Brake
- Alchester RFC, Fritwell Playing Fields

5.103 Maintain the pitches and ancillary facilities at a minimum of standard quality.

5.104 Seek mitigation for any losses of playing fields or ancillary facilities.

Enhance

5.105 Address site by site needs as identified in the sites table, see Figure 68, Section 9:

Banbury

- Seek to provide additional training area away from pitches.
- Ensure changing and clubhouse provision for Banbury RFC is secure and adequate to meet future needs. Extend clubhouse and changing rooms if required.
- Ensure proposed relocation of Banbury United FC to proposed Local Plan site Banbury 12 avoids negative impacts on Bodicote Park and its use for rugby. Secure the sale of the Bodicote Park land owned by Cherwell DC to Banbury RFC for their long term development.

Bicester

- Partners to work together to identify the best long term option to meet the needs of Bicester RFC, and to enable the club to be hosted on a single site with a minimum of 4 grass pitches.
- Seek to maximise the use of the Regulation 22 artificial grass pitch at Whitelands Farm Sports Ground for rugby training and matches.

Kidlington

- Partners to work together to identify the best long term option to meet the needs of community rugby club and other Rugby Union formats such as Touch 7's at Stratfield Brake Sports Ground.
- Continue to improve the quality of the pitches and clubhouse at Stratfield Brake.

5.106 Require off-site contributions from housing developments. These contributions should be based on the Playing Pitch Calculator, but with an additional allowance for the wider playing field area, ancillary facilities and land costs. The contributions to be targeted to support the closest community rugby site.

5.107 Ensure that all new/replacement provision fully meets the quality guidance from the Rugby Football Union and Sport England, both in relation to the pitches and ancillary facilities.

SECTION 6: HOCKEY

- 6.1 Nationally there has been a strong growth in the sport of hockey since 2011, with 41% more players in clubs, and more than doubling of the mini girls aged 5-10 years, and an 85% growth of under 16s in clubs.
- 6.2 During the season 2016-17 there were about 690 hockey players in Cherwell, which made up 12.5 men's teams, 13.5 women's teams, 3 junior boys and 3 junior girls teams. There were a number of mixed teams both for adults and juniors, so on the advice of England Hockey, these have been equally divided between males and females. The details about each club, where they play and how much they use their home sites is given in Figure 56.
- 6.3 There has been a 6% growth in membership across Cherwell between the 2015-16 and 2016-17 season, with most of the additional members occurring at the junior level. This growth has not however been even across the clubs, as Banbury HC has seen a major growth in membership since the 2013-14 season, whilst Bicester HC has seen a slight fall in membership. The small Kidlington Ladies HC has kept one team.

Temporal demand

- 6.4 The peak demand for pitches is a critical factor in assessing how many pitches of each are required in order to meet the demand from a local area. For hockey, all of the senior matches are played on a Saturday except for some cup matches and all training takes place mid-week. The junior matches and some training takes place on Sundays, with other junior training on mid-week evenings.

Figure 56: Hockey clubs and sites

Club	Home site	Number of teams (2016-17 from club survey returns)				Total membership (England Hockey, Jan 2017)	Membership trends 2013-14 to 2016-2017 (England Hockey, Jan 2017)	Saturday usage	Sunday usage	Changing	Club own social facilities	Comments
		Men	Women	Junior boys	Junior girls							
Banbury	North Oxfordshire Academy	7	7	2	2	411	Increase from 247	Yes 10 senior teams	Yes	Yes	No	Mixed team plays on Sunday. Vets play at Brackley.
	Second site: Winchester House School (Brackley, South Northants)							No	No	Yes	No	
Bicester	The Cooper School	5.5	5.5	1	1	262	Decrease from 217	Yes 10 senior teams	Yes	Yes	No	
Kidlington Ladies	Kidlington and Gosford Leisure Centre	-	1	-	-	17	Decrease from 23	Yes 1 team		Yes	No	
		12.5	13.5	3	3	690						

Current supply of hockey pitches

- 6.5 Community hockey is now solely played on short pile AGPs, of which the highest quality standard is water based, followed by sand dressed and then by sand filled. Other AGP surfaces can be used for limited hockey training, but this is not recommended by the national governing body, primarily for reasons of safety.
- 6.6 There are several full size hockey pitches in Cherwell. The sites are mapped in Figure 57 together with a 20 minute catchment for each of the full size pitches. It is clear from the map that most of Cherwell has access to a full size hockey surface pitch, but the ones used for community club hockey in the area in 2016-17 were:
- North Oxfordshire Academy, Banbury
 - The Cooper School, Bicester
 - Kidlington & Gosford Leisure Centre, Kidlington
- 6.7 The details of each hockey pitch site available for community use is give in Figure 59. Also included in Figure 57, Figure 58 and Figure 59 is the pitch at Tudor Hall School which has private use only.
- 6.8 Figure 57 shows that most people in Cherwell are within a 20 minute drive of a hockey surface AGP with community use. There are some minor gaps in accessibility, but these are in the smaller settlements of Lower Heyford and Horton-cum-Studley.
- 6.9 Figure 58 maps the accessibility to a hockey club, and not surprisingly given the locations of the hockey clubs, most people in Cherwell are within a 20 minute drive of a club. The Kidlington Hockey Club is very small and is a ladies only club. However there is a large hockey club, Oxford Hawks, only 1.5 miles from Kidlington in Oxford City. Most current hockey players living within the Kidlington catchment are therefore probably playing at the Oxford Hawks club, with some others travelling to Bicester Hockey Club.
- 6.10 Bicester Hockey Club and Kidlington Hockey Club do not have facilities to provide match hospitality at their pitches. This leads to them having to travel off site to provide refreshments following a game. This lack of on-site social provision may impact on potential for clubs to generate revenue and develop a club social and family infrastructure if players and away teams chose not to travel to an off-site venue and facilities cannot be provided for juniors at the pitch.
- 6.11 Banbury Hockey Club shares its clubhouse facilities with the athletics club.

Figure 57: Hockey sites map

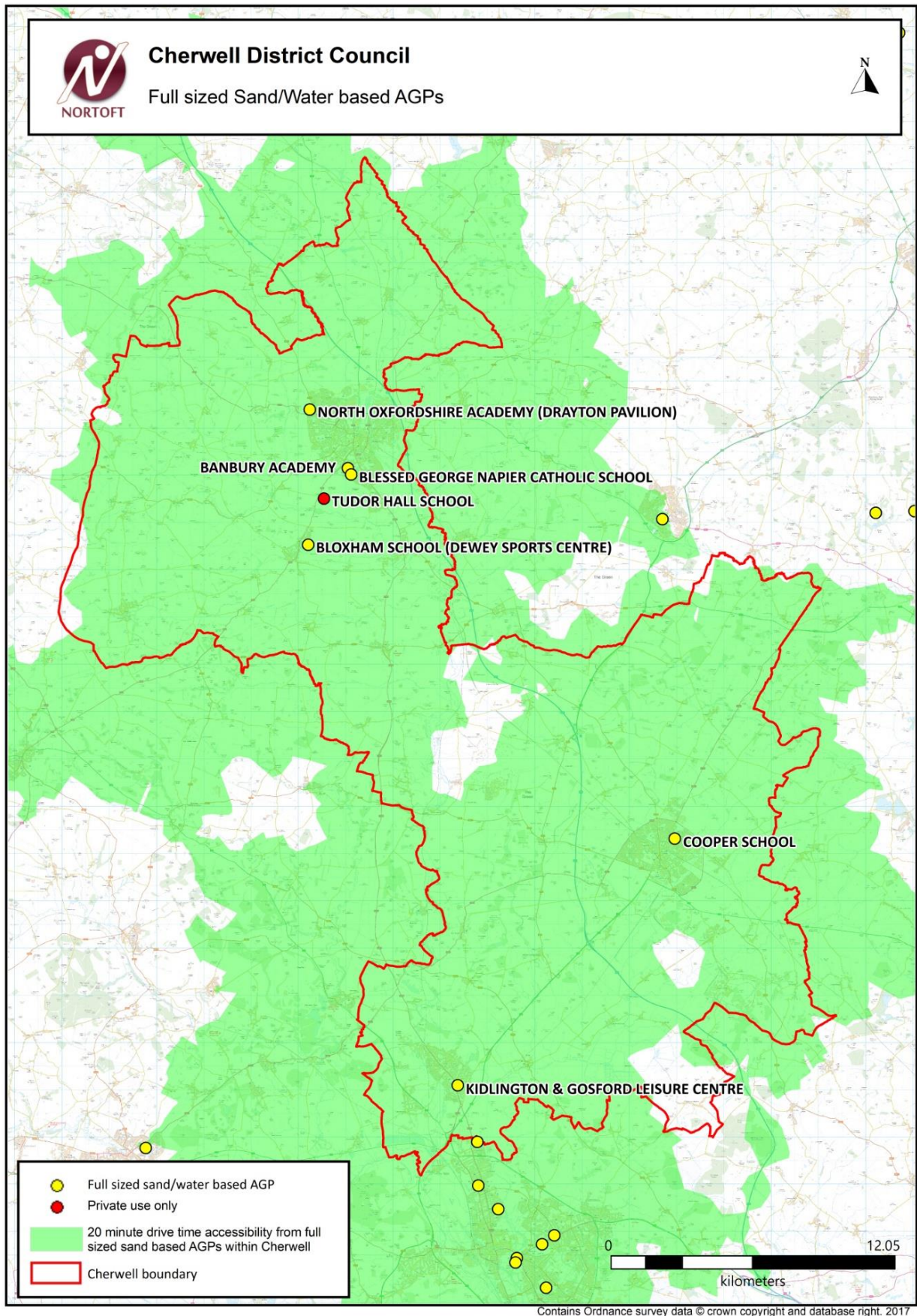


Figure 58: Hockey club locations

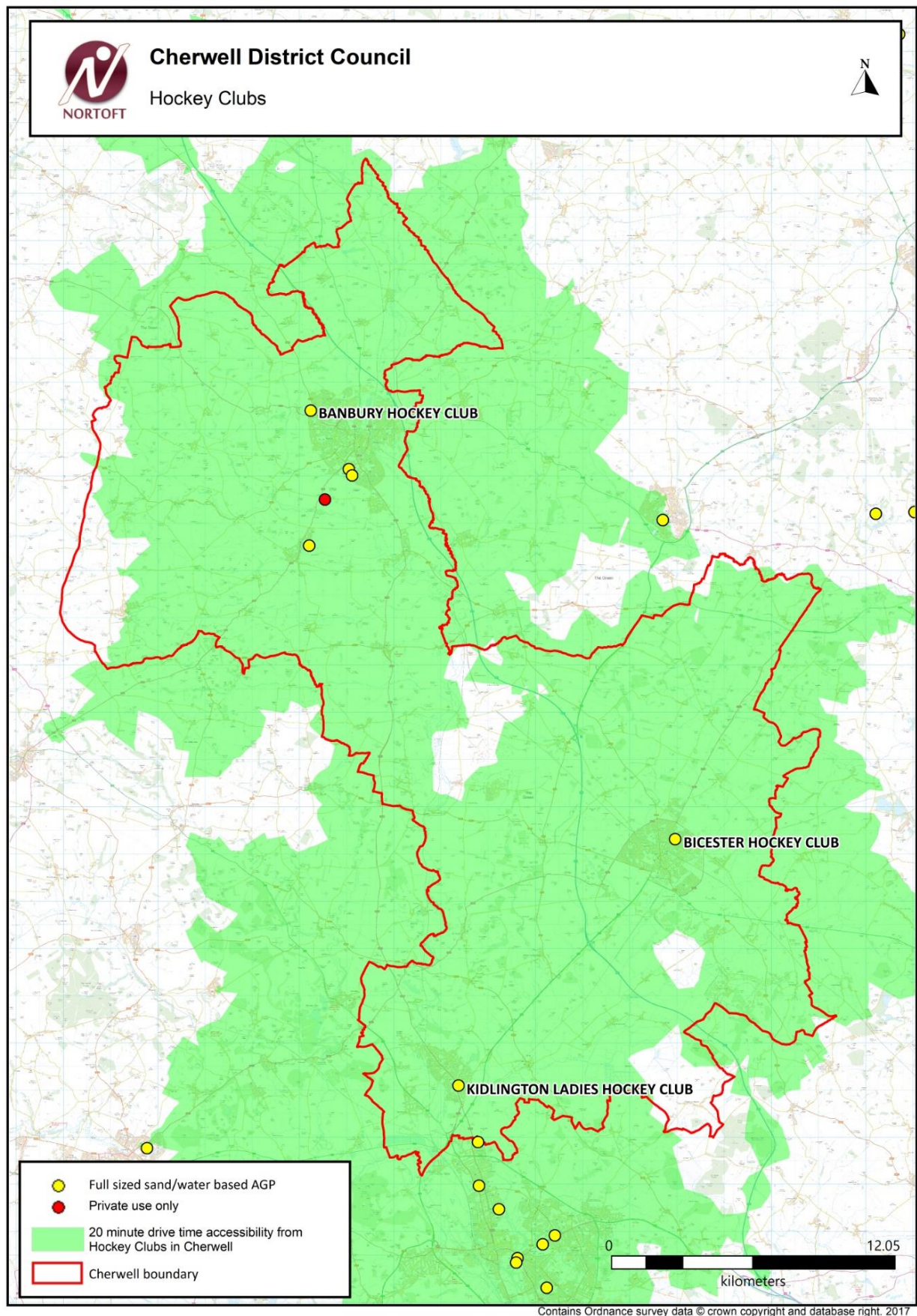


Figure 59: Hockey pitches and their use

Site Name	AGP type	AGP size and marked out dimension (approx meters)	Secure community use	Age of surface	Floodlit	Site control	Used capacity overall (incl football)	Club use and comments
BANBURY ACADEMY	Sand Filled	100x60 Marked 91.4x55	Yes	Over 10 years	Yes	Academy	40%	No hockey club use. Very poor quality pitch.
BLESSED GEORGE NAPIER CATHOLIC SCHOOL (THE MONSI SPORTS CENTRE)	Sand Filled	100x60 Marked 91.4x55	Yes	Over 10 years	Yes	Academy	75%	No hockey club use.
BLOXHAM SCHOOL (DEWEY SPORTS CENTRE)	Sand Filled	97x61 Marked 91.4x55	Yes	2 – 5 years	No	Independent school	55%	Some use by Banbury HC, but lack of floodlights restricts this. No community use on Saturdays as fully used by school.
BLOXHAM SCHOOL (DEWEY SPORTS CENTRE)	Sand Filled	99x 62 Marked 91.4x55	Yes	2 – 5 years	No	Independent school	48%	
HOOK NORTON SPORTS AND SOCIAL CLUB	Sand Filled	36x22 Marked 36x22	Yes	Over 10 years	Yes	Community centre	64%	No hockey club use. Small size pitch.
KIDLINGTON and GOSFORD LEISURE CENTRE	Sand Filled	97x55 Marked 91x 51	Yes	2-5 years	Yes	Trust	78%	Used by Kidlington Hockey Club. AGP smaller than the minimum size for club hockey as required by England Hockey.

Site Name	AGP type	AGP size and marked out dimension (approx meters)	Secure community use	Age of surface	Floodlit	Site control	Used capacity overall (incl football)	Club use and comments
NORTH OXFORDSHIRE ACADEMY (DRAYTON PAVILION)	Sand Dressed	100x55 Marked 91.4x55	Yes	<1 year	Yes	Academy	90%	Used by Banbury Hockey Club. Use 9 hours for matches, plus 7-12 for training per week. There is a clubhouse on site (shared with athletics club), but the club would like more control.
THE COOPER SCHOOL	Sand Dressed	102x64 Marked 91.4x55	Yes	<1 year	Yes	Academy	80%	Used by Bicester Hockey Club. No social space.
THE WINDMILL CENTRE	Sand Filled	35x22 Marked 31x15	Yes	5- 10 years	Yes	Community centre	55%	No hockey club use. Small size pitch.
TUDOR HALL SCHOOL (PRIVATE SITE)	Sand Filled	98x61 Marked 91.4x55	No	Over 10 years	No	Independent school	0%	Private site – no hockey club use.

Consultation findings

- 6.12 The three hockey clubs in the district were consulted using a survey approved by England Hockey and based on the Sport England Guidance. All of the clubs provided a response.

Club comments

Banbury Hockey Club

- 6.13 Banbury Hockey Club provided a detailed survey response in February 2017. The club currently has 18 teams (7 senior men, 7 senior ladies, 4 juniors) and a large mini hockey section.
- 6.14 In the previous 3 years the number of teams has increased at both the senior and junior level. Despite this, the club are struggling to field 5 senior men's teams on a Saturday. The club is open to increasing the number of players, but suggests there is more need for additional coaches, volunteers and pitch space.
- 6.15 The pitch at North Oxfordshire Academy was resurfaced in 2017, alongside a series of improvements to the pavilion. Banbury HC are supporting a bid from Bloxham School to provide an additional hockey pitch.
- 6.16 The pitches are used for up to 12 hours a week for competitive matches, and a further 9 hours a week for training. This activity takes place outside of school hours (Monday – Friday 8:00am – 6:00pm).
- 6.17 Approximately 70% of members live within Banbury and surrounding villages, with the majority travelling over 5 miles to home games.
- 6.18 The pitch quality had slightly decreased since the previous season, as the AGP needed resurfacing (now done). There is an existing drainage issue for the ground surrounding the pitch, which means that mud is walked onto the pitch throughout the winter. In addition, one end is covered by trees and regularly freezes.
- 6.19 There is currently up to 7 hours a week of unmet demand for senior hockey. The veteran teams are required to train elsewhere. In addition, junior skill development is limited by the existing pitch capacity. As a result, the club repeatedly lose their most talented players to Oxford clubs that can provide more regular training slots.

Bicester Hockey Club

- 6.20 Bicester Hockey Club has 18 teams across all age groups, including 5 senior male and 5 senior ladies teams. All teams are currently playing at The Cooper School in Bicester.

- 6.21 The club indicated that in the previous three years there have been increases in team numbers at both senior and junior age groups, which it attributes to the success of GB teams and recent success at the Olympics.
- 6.22 The club also has plans to increase team numbers; two additional senior teams as well as two additional junior teams. However, this increase is subject to the availability of time slots for games at The Cooper School.
- 6.23 On average, the pitch is used 15 hours per week for training, and a further 10 hours across the weekend.
- 6.24 As this is the only hockey surface pitch in Bicester, the club has little in the way of alternative home ground locations. However, the club are currently discussing future options with Cherwell District Council, with a possibility of being relocated to the new AGP at Graven Hill.
- 6.25 The club indicates that its players travel from all over Cherwell and the surrounding authorities. However, around half of the players only travel up to 2 miles to reach the club.
- 6.26 The club noted that there were some issues with the pitch, including an uneven playing surface, falling leaves making one side unsafe, and a frozen pitch during the winter months which leads to games being cancelled or played at Kidlington and Gosford Leisure Centre. The pitch was resurfaced in 2017.

Kidlington Ladies Hockey Club

- 6.27 Kidlington Ladies Hockey Club is a single side club playing their home games at Kidlington and Gosford Leisure Centre. The club has operated with a single team over the past three years and does not have any plans to expand team numbers.
- 6.28 The club indicated that it struggled to attract new players, although the recent success of the GB team in the Olympics had bolstered club numbers.
- 6.29 Kidlington and Gosford Leisure Centre maintain the site, but the club notes that there is often litter on the pitch and the nets on the goals are in a poor condition. The pitch was resurfaced in 2016.
- 6.30 The club uses the site for 1 hour a week for training, and a further 1.5 hours a week for competitive matches. The pitch is frequently used by other sports teams and the local school.
- 6.31 The majority of players come from Kidlington, and primarily travel between 2 – 5 miles for home games.
- 6.32 The club does not have any waiting list.

National Governing Body comments and strategies

6.33 Hockey's success at the Rio Olympics has generated major new interest in the game, with a high number of new enquiries to clubs which is resulting in new membership. England Hockey has provided the clubs, teams, and sites information for the clubs in Cherwell, and supported the club consultation exercise.

6.34 England Hockey's core objectives are:

1. Grow our Participation
2. Deliver International Success
3. Increase our Visibility
4. Enhance our Infrastructure
5. For England Hockey to be proud and respected custodians of the sport

England Hockey Facilities Strategy 2017

6.35 The key points from England Hockey's 2017 Facilities Strategy (England Hockey , 2017) are:

Vision: For every hockey club in England to have appropriate and sustainable facilities that provide excellent experiences for players.

Mission: More, Better, Happier Players with access to appropriate and sustainable facilities

6.36 The three main objectives of the facilities strategy are:

PROTECT: To conserve the existing hockey provision

There are currently over 800 pitches that are used by hockey clubs (club, school, universities) across the country. It is important to retain the current provision where appropriate to ensure that hockey is maintained across the country.

IMPROVE: To improve the existing facilities stock (physically and administratively)

The current facilities stock is ageing and there needs to be strategic investment into refurbishing the pitches and ancillary facilities. England Hockey works to provide more support for clubs to obtain better agreements with facilities providers & education around owning an asset.

DEVELOP: To strategically build new hockey facilities where there is an identified need and ability to deliver and maintain. This might include consolidating hockey provision in a local area where appropriate.

England Hockey has identified key areas across the country where there is a lack of suitable hockey provision and there is a need for additional pitches, suitable for

hockey. There is an identified demand for multi pitches in the right places to consolidate hockey and allow clubs to have all of their provision catered for at one site. Cherwell is not one of the identified priority areas.

Adjacent authorities' provision and strategies

6.37 A review of the adjacent authorities playing pitch strategy reports shows that:

- Aylesbury Vale: There is no current playing pitch strategy.
- South Northants: The draft playing pitch strategy of 2018 identifies a wish for South Northants Council to strengthen club hockey in the district, with potential investment at a site near Towcester. This is too far away to impact significantly on the clubs at Bicester or Banbury. The Banbury HC uses a pitch at Winchester House, Brackley, for their Vets team due to a lack of capacity at peak time for matches.
- Stratford-on-Avon: The playing pitch strategy of 2011 identified only two hockey pitches of match quality, and there was an export of one club to Warwick district for matches due to a lack of pitch space.
- West Oxfordshire: The playing pitch strategy of 2014 did not specifically address hockey.
- Oxford: The playing pitch strategy of 2012 expected hockey to increase in participation but at a level below that which would require a new hockey surface match pitch. A refresh of the Oxford strategy started in March 2018.
- South Oxfordshire: The draft playing pitch strategy of 2018 identifies a number of issues for hockey, including too little available training time for the Thame Hockey Club, and a lack of match pitch space for Wallingford. These sites are however too far away from Cherwell for any changes to be significant.

Assessment of current supply/demand

Market Segmentation

6.38 The Market Segmentation tool from Sport England, which is summarised in the Background and Context Report (Part 1), does not pick up on hockey because of the relatively low level of participation compared to other sports. However, at both the national and Oxfordshire levels, the Market Segmentation results show that the largest groups playing hockey are the 'Ben' segment (Competitive Male Urbanites) which are men aged around 18-25 years, followed by the 'Tim' segment (Settling Down Males) aged 26-45 years, the Chloe segment (Fitness class friends, aged 18-25 years) and then the 'Philip' segment (Comfortable Mid-Life Males aged 46-55 years).

Playing pitch model

6.39 In considering the balance between the supply and demand for hockey pitch space in Cherwell, there are two elements, and the assessment is based on the season 2016-17:

- Pitch availability at peak times – the number of pitches required for matches for seniors on Saturdays, and for juniors on Sundays.
- Pitch capacity - the ability of the AGPs to provide for training over a week. This can be determined by the operator’s programming of a site.

Used and spare capacity of the current club sites

Peak time capacity

6.40 The used capacity of the existing pitches in Cherwell can be assessed from the team’s information for each club, based on a maximum of 4 matches per day per pitch. Each pitch can therefore accommodate 8 teams using the site as their home venue (a home match for each team on alternate Saturdays). Almost all of the adult matches are played on Saturday so this is the peak match demand for the pitches. The table in Figure 60 identifies the adult match demand, based on the number of adult teams in each club, and then shows the spare match capacity at each site and the number of extra teams that could be accommodated. The juniors play matches and train on a Sunday and although there are high numbers of mini and junior players there are only a small number of teams. There are therefore no issues in relation to match capacity for juniors.

6.41 Figure 60 gives the results and shows that both North Oxfordshire Academy and The Cooper School are being overused. There is however some spare capacity at Kidlington and Gosford Leisure Centre and across all sites for junior matches.

Figure 60: Capacity of the existing network of hockey pitches

Column	a	b	Number of teams				g	h	i	j	k	l	m
Home site	Number of hockey surface pitches	Club playing on this site	Men	Women	Junior boys	Junior girls	Total number of teams playing on site [c+d+e+f]	Number of matches per week on Saturdays for seniors [(c+d)/2]	Spare capacity in number of matches (max 4 matches per pitch) on Saturday for seniors [(a*4)-h]	Balance in supply/demand for senior teams [i x 2]	Number of matches per week on Sundays for juniors [(e+f)/2]	Spare capacity in number of matches (max 4 matches per pitch) on Sunday for juniors [(a*4)-k]	Balance in supply/demand for junior teams [l x 2]
North Oxfordshire Academy	1	Banbury	7	7	2	2	18	7	-3	-6	2	2	4
The Cooper School	1	Bicester	5.5	5.5	1	1	14	5.5	-1.5	-3	1	3	6
Kidlington and Gosford Leisure Centre	1	Kidlington	-	1	-	-	1	0.5	3.5	7	-	4	8

Facilities Planning Model

6.42 Sport England provided information from the Facilities Planning Model for hockey use of AGPs in October 2016. The key parameters for the FPM are given in the generic section on AGPs, in Figure 4, and the key findings for hockey were:

- The FPM report relates to the 2016 National Run. Future supply/demand requirements will need to be considered in relation to the proposed end date of the Playing Pitch Strategy.
- Overall there appeared to be a good supply of hockey AGPs to meet demand.
- Satisfied demand is high at 97%, above the south east figure of 87%.
- Used capacity is at 88%, close to the south east figure of 90% (including all pitch use e.g. football training).
- The district has very low unmet demand at 3%, well below the south east figure of 13%.
- Local share is above average but is lowest in the north of the district around Banbury, better around Bicester and better still near to Kidlington.

6.43 It should be noted that the FPM modelling did not take into account the surface quality nor did it fully reflect the restrictions on the use of some pitches for hockey. England Hockey's views, supported by this assessment, are that there is a deficit of provision of available and usable hockey surface AGPs for club hockey across Cherwell.

Assessment of Future Needs

6.44 The assessment of the future needs for hockey is based on a combination of:

- Team generation rate modelling results. These forecast growth in the sport, using team generation rates (TGRs), which in turn are based on: the current rates of participation in the sport across the age groups and sexes; the anticipated growth in each sport, again across the different age groups and sexes; and the changes in the population for Cherwell over time.
- The quality and availability of the existing hockey surface AGPs for both matches and training.
- The capacity of the existing sites to meet future demand.

TGR modelling

6.45 The basis for modelling the future demand for hockey was agreed with England Hockey, Cherwell District Council and Sport England, and is given in Figure 61. These are high rates of participation growth but the national governing body believes that they are achievable because there has been a strong growth in hockey, and in particular in mini and junior hockey since the 2016 Olympics. This growth is expected to be sustained and also to be translated into growth in the number of senior teams over time.

Figure 61: Hockey - agreed participation rate increases

		Cumulative growth percentage from 2017		
		2021	2026	2031
Junior boys	5% pa	25.0%	50.0%	65.0%
Junior girls	5% pa	25.0%	50.0%	65.0%
Senior men	2% pa	10.0%	20.0%	26.0%
Senior women	4.5% pa	23%	45%	59%

6.46 This means that the Team Generation Rates change over time, see Figure 62. This is the number of teams expected to be generated per 1,000 population of the relevant age group/sex.

Figure 62: Hockey - Team Generation Rates to 2031

	Age Groups	TGR rates			
		2017	2021	2026	2031
Junior boys	11-15 yrs	0.72	0.91	1.09	1.27
Junior girls	11-15 yrs	0.94	1.18	1.41	1.65
Senior men	16-55 yrs	0.31	0.34	0.37	0.40
Senior women	16-55 yrs	0.33	0.41	0.48	0.56

6.47 The TGRs can be written another way, the population in the age group needed to generate one team. The following Figure 63 is for 2017, and can be used with the Playing Pitch Calculator to determine the amount of demand likely to arise from any new development over time.

Figure 63: Team Generation Rate for Playing Pitch Calculator

	Age Groups	Number of people in age group needed to generate one team
Junior boys	11-15 yrs	1,380
Junior girls	11-15 yrs	1,061
Senior men	16-55 yrs	2,993
Senior women	16-55 yrs	3,247

6.48 The outcome of the modelling is given in Figure 64. Unlike the other pitch sports, hockey has been treated at the whole authority level rather than at the sub-area level because firstly; the uneven size of the clubs, ranging from a total membership of over 400 at Banbury, to under 20 members at Kidlington. Secondly, the catchment areas for the higher level players, who often travel significant distances to their home club, as confirmed by the club returns from Banbury HC and Bicester HC, which draw their membership from across the district.

Figure 64: Estimated number of teams to 2031, hockey

	Age Groups	Number of teams within age group			
		2017	2021	2026	2031
Junior boys	11-15 yrs	3	5	6	8
Junior girls	11-15 yrs	4	6	7	10
Senior men	16-55 yrs	12	15	17	20
Senior women	16-55 yrs	13	19	23	28

- 6.49 If these rates of participation growth, which have been used for the modelling are achieved by the sport, this will result in a major increase in the number of teams and some additional demand for pitch space.
- 6.50 The actual growth in participation in hockey should be kept under review both as part of the Stage E annual update and when the strategy is fully refreshed. The future need for hockey pitches can then be confirmed.

Options for meeting this additional demand

- 6.51 Guidance from England Hockey is that only 4 matches can be hosted on a single AGP on one day i.e. a site can act as a home venue for 8 teams per match day. In Cherwell, the seniors have their matches on Saturdays and the juniors have their matches on Sundays. Given the fact that the pitches used by the clubs at Banbury and Bicester are already full, the high level of anticipated growth in the game will require additional pitch space.
- 6.52 Figure 65 shows the calculation of the number of full size match pitches required if the forecast growth in hockey is achieved. This table shows that there will be a need for four additional hockey England Hockey specification pitches by 2031 across the district as a whole to meet the demand from the seniors. The Kidlington and Gosford Leisure Centre pitch has been excluded from this table as it is too small.

Figure 65: Hockey pitch demand in 2031

Age group	Number teams at 2031	Number of matches at 2031	Number of hockey match pitches required @ 4 matches per pitch	Number of pitches currently meeting England Hockey match specifications and available for community use	Number of additional match pitches required by 2031
Adults	48	24	6	2	4
Juniors	18	9	2.25	2	0.25

Meeting the needs of the future

6.53 The highest priority for the future is to protect club hockey use at the existing sites in Banbury and Bicester, and to deliver an extra hockey surface match pitch in both towns. The longer term need for two further hockey specification pitches (taking the total to 6) should be planned for but kept under review. This is because the modelling used to identify the need is based on high anticipated growth rates in the sport and an assumption that the adult league matches will almost all continue to be played on Saturdays.

Banbury

6.54 In Banbury the home site for hockey is North Oxfordshire Academy (NOA) where the pitch was resurfaced in 2017. The site is joint use and is managed during the community hours by Cherwell District Council. There are also existing but aging hockey surface pitches at Banbury Academy which has a very poor quality pitch, and a recently re-sanded pitch at Blessed George Napier School (Monsi Sports Centre). Neither of these other pitches have any community hockey use.

6.55 From a hockey sports development perspective, it is better to have a double match pitch site, rather than single hockey pitches at sites spread across a town. Banbury Hockey Club currently uses more than one site both for matches and training. It is England Hockey's long term aspiration that the club should be able to play all of its matches and host its training on a single site, which will require a double pitch.

6.56 There is a S106 requirement for NOA to develop a full size artificial pitch plus changing provision on their site, but this is for a 3G football turf pitch. The option of delivering an additional hockey match pitch on this site is not therefore realistic.

6.57 Just outside of Banbury, it is understood that Bloxham School is considering the development of a further hockey pitch, of which Banbury Hockey Club is supportive. However even if this pitch is developed, it is unlikely to be available for adult matches for Banbury Hockey Club because it will be used by the school on Saturdays. The lack of floodlights also means that the Bloxham School pitches are not currently usable in the evenings. Should an application be made by the school for either floodlights and/or an additional pitch, Cherwell DC are likely to require the school to offer community use as part of the planning condition.

6.58 England Hockey has a strong preference for hockey pitches to be located on school sites or multi-sport hub sites because this supports financial sustainability. The national governing body is not supportive of a stand-alone hockey club site in Banbury as they have concerns over its potential long term viability.

6.59 Options to deliver a second England Hockey Category 2 pitch in Banbury at a school site should therefore be actively explored, with an objective to deliver this by 2021.

- 6.60 By 2031 there is a forecast need for a third hockey match pitch in Banbury, but this requirement should be confirmed at the next strategy review. It should be assumed that it will need to be provided, either be on a school site or at a multi-sport hub. No sites have yet been identified.

Bicester

- 6.61 In Bicester the home site for hockey is The Cooper School, where the pitch was resurfaced in 2017. The site is joint use and is managed during the community hours by Cherwell District Council.
- 6.62 There is also an emerging proposal to develop a new hockey surface pitch at Graven Hill, but the delivery of the proposal, the pitch quality, ancillary facilities, timescales, and management arrangements are still to be confirmed. This pitch is required to meet the needs of Bicester hockey and will also provide some additional football training capacity for the area, though this is not the preferred surface for football.
- 6.63 The potential viability of the Graven Hill proposal has not yet been confirmed via any feasibility work or business plan. If developed as a hockey pitch, it should be designed and delivered at Category 2 level (sand dressed) as defined by England Hockey. The associated clubhouse provision will need to primarily meet the requirements for hockey but should also support football use.
- 6.64 A high priority is therefore to confirm that the Graven Hill proposal, and its long term financial sustainability as a primary hockey venue.
- 6.65 If the Graven Hill proposal is not deliverable or likely to be sustainable as a hockey venue, then a second full size hockey surface match pitch is still required for Bicester. The England Hockey's advice is that this should be either on a secondary school site such as the proposed Alchester Academy school if a joint use agreement can be confirmed, or at a multi-sport hub site. Neither have options yet potentially identified in Bicester.
- 6.66 By 2031 there is a forecast need for a third hockey match pitch in Bicester, but this requirement should be confirmed at the next strategy review. It should be assumed that it will need to be provided, either be on a school site or at a multi-sport hub. No sites have yet been identified.

Kidlington

- 6.67 At Kidlington, there needs to be a decision about the long-term future of the AGP at the Kidlington and Gosford Leisure Centre. The carpet will need replacing within 5 years, and the marked out pitch size of 91m x 51m is too small to meet the current England Hockey standard of 91.4m x 55m. The overall size of the Kidlington and Gosford AGP is 97m x 55m so there is no scope to provide an England Hockey

standard size match pitch without extending the pitch to allow for runoff areas. The site only hosts one ladies hockey team.

- 6.68 With the large Oxford Hawks Hockey Club within 1.5 miles of this site, it would seem likely that the large Oxford club will continue to be the main focus for hockey within the Kidlington area and the southern part of Cherwell. However there is effectively no spare capacity at the Oxford Hawks site as this club runs 17 adult teams on their two pitches, all of whom play Saturday matches. Any further growth in hockey participation in the Kidlington area will therefore need to be met within Cherwell.
- 6.69 At the present time there is no spare capacity at Bicester, and Banbury is too far away to be accessible. If however a new Category 2 match pitch was provided for hockey use in Bicester and there was an agreement between the clubs to share pitch space, then the hockey use of Kidlington and Gosford Leisure Centre could be relocated to a better facility which is around 20 minutes' drive time from the Leisure Centre. However the existing hockey pitch at the Leisure Centre should be retained until a new hockey surface pitch is opened in Bicester. Following this, the pitch could be converted to 3G football turf.

Justifying developers' contributions

- 6.70 The Council has a Developer Contributions Supplementary Planning Document which supports the adopted Local Plan policies on sport and recreation and explains the existing approach to developer contributions.
- 6.71 The assessment of the supply and demand for hockey by strategy sub area is given in Figure 66 together with the overview of priorities for investment.
- 6.72 The demand arising from individual housing developments can be assessed using the team generation rates from this strategy, and the Playing Pitch Calculator (see Appendix 6) which is based on the Sport England template. Provision for hockey will be off-site.

SUMMARY OF KEY FINDINGS AND ISSUES

- 6.73 The following questions and their answers are taken from the Sport England Guidance and provide a useful summary of the current and future provision for hockey in Cherwell.

What are the main characteristics of the current supply and demand for provision?

- 6.74 The hockey clubs, particularly the larger ones, attract players from a wide area, and 20-30 minutes travel time is not unusual, particularly for the senior players at the larger clubs. Some of the higher level players will travel significantly further to their

home club. Most of Cherwell has access to a hockey club within 20 minutes travel time. In the Kidlington area and southern part of Cherwell, this may also be to a club in Oxford.

- 6.75 There are only two hockey surface pitches which are good quality, open for community use at match time at the weekends, and meet the minimum dimensions as a match pitch for community hockey; North Oxfordshire Academy (Banbury) and The Cooper School (Bicester). These pitches were both resurfaced by Cherwell District Council in 2017 and the sites are managed by the Council on a joint use basis.
- 6.76 There is one other site used for community hockey, an undersized pitch at Kidlington and Gosford Leisure Centre which is managed by Parkwood Leisure and is used by a single team club.
- 6.77 There are other hockey surface pitches on academy sites, but these are aging and do not have any community use.
- 6.78 Bloxham School which is independent has two non-floodlit hockey pitches and runs a number of school teams. The school also hosts England Hockey's development centres. The school is currently considering developing a further pitch, but its deliverability and availability for community use is uncertain. The lack of floodlights on the site also restricts community use because the pitches are effectively not available during evenings.

Is there enough accessible and secured community use provision to meet current demand?

- 6.79 In the Banbury area, the club size has exceeded the capacity of the home site, and some of the senior matches are being held elsewhere (the Vets are playing in Brackley, South Northants). The main club home site, North Oxfordshire Academy, has secure community use, but the site at Brackley is the independent Winchester House School, which is unsecure. The club has access to a clubhouse at North Oxfordshire Academy (under Cherwell District Council control) but this is shared with the Banbury Harriers athletics club. Ideally the hockey club would like more control and more use of this clubhouse facility.
- 6.80 Bicester Hockey Club uses The Cooper School across the weekend and also for 15 hours during the week. The site has a joint use agreement. The club is at its maximum size because there is no spare capacity for hockey at The Cooper School. Further hockey growth can therefore only be achieved if there is additional pitch space. The lack of any social facilities for the Bicester Hockey Club restricts its ability to create a strong club on site, and also the club's ability to drive income.
- 6.81 There is a single ladies team based at the Kidlington and Gosford Leisure Centre, which has a formal community use agreement. This pitch is smaller than the minimum size required by England Hockey for club matches and is of poor quality.

Is the provision that is accessible of sufficient quality and appropriately maintained?

6.82 The pitches at both North Oxfordshire Academy and The Cooper School were resurfaced in 2017. The pitch at Kidlington and Gosford Leisure Centre was resurfaced in 2016.

What are the main characteristics of the future supply and demand for provision?

6.83 England Hockey anticipates a high growth rate in participation in hockey, as this sport has grown rapidly in the last few years. If this rate of provision is achieved, then there will be a number of additional teams both for seniors and juniors. The number of senior teams are expected to rise from 25 to 48 teams, and from 7 to 18 junior teams.

6.84 Based on a need of one pitch per 8 senior teams, this suggests that the district will require a total of 6 hockey pitches by 2031. The short-medium term priorities are for additional pitches in Banbury and Bicester, as the large Oxford Hawks Hockey Club will be attracting players from the Kidlington area and from the south side of Cherwell.

Is there enough accessible and secured community use provision to meet future demand?

6.85 There will be a need for three additional hockey pitches by 2031 across the district as a whole.

What actions may be required to ensure provision can meet both the current and future demand?

6.86 The priority actions relate to:

- The confirmation of deliverability and long term sustainability via a feasibility study of an England Hockey Category 2 level match pitch with ancillary facilities including clubhouse at Graven Hill, Bicester.
- The development of a second England Hockey Category 2 match pitch in Banbury at either a school site or a multi-sport hub.

6.87 There should also be policy support to the development of an additional hockey pitch at Bloxham School and the provision of floodlighting for all of the pitches (subject to acceptability in planning terms), with encouragement that the pitches should then be made available for community hockey use, particularly on Sundays and mid-week evenings.

Overview of current situation and future requirements

6.88 Figure 66 provides an overview of the current situation for hockey in each of the sub areas and the needs by 2031. The preceding assessment and Figures provide the detailed information behind this summary table:

- Existing provision of hockey surface AGPs: Figure 59
- Existing capacity, supply/demand balance: Figure 60
- Hockey provision required by 2031: paras 6.54 to 6.69

Figure 66: Hockey pitch space summary of deficiencies and needs up to 2031

Banbury

Current needs and provision	2031 needs and provision
One hockey surface pitch of sufficient quality and size for matches, at North Oxfordshire Academy. Fully used for matches on Saturdays, and no spare capacity. Joint use site.	Require before 2021 one additional England Hockey Category 2, with appropriate changing facilities either on a school site or at a multi-sport hub site. Site and deliverability to be confirmed.
Other hockey surface pitches exist at Banbury Academy and Blessed George Napier poor quality. Not used by community.	By 2031, provide one further additional England Hockey Category 2, with appropriate changing facilities either on a school site or at a multi-sport hub site. Need, site and deliverability to be confirmed at next full strategy review.
Bloxham School pitches not available for community use on Saturdays because fully used by school. A lack of floodlights also means that the pitches are not available for evening use.	Encourage Bloxham School to provide more community use. Additional pitch proposal is understood to be primarily for school use. Floodlighting of all pitches would be valuable if linked to community use.
Current deficit of 0.75 match quality hockey pitch.	

Bicester

Current needs and provision	2031 needs and provision
One hockey surface pitch of sufficient quality and size for matches at The Cooper School. Fully used for matches on Saturdays and no spare capacity. Joint use site.	Require 1 additional hockey surface pitch by 2021. Proposed at Graven Hill. Should be England Hockey Category 2, with appropriate changing and clubhouse facilities. However this development should be subject to detailed feasibility study to confirm deliverability and long term sustainability.
Current deficit of 0.6 match quality hockey pitch.	If Graven Hill is not confirmed for hockey,

	<p>alternative sites for a second hockey match pitch should be explored at secondary schools or multi-sport hubs in Bicester.</p> <p>By 2031, provide one further additional England Hockey Category 2, with appropriate changing facilities either on a school site or at a multi-sport hub site. Site and deliverability to be confirmed. Need, site and deliverability to be confirmed at next full strategy review.</p>
--	---

Kidlington

Current needs and provision	2031 needs and provision
<p>One hockey surface pitch at the Kidlington and Gosford Leisure Centre. Dimensions too small for England Hockey match pitch.</p> <p>One single team club. Other hockey demand is met either at Bicester or in Oxford.</p> <p>Site close to major hockey club in Oxford.</p>	<p>If Graven Hill or alternative pitch developed in Bicester, relocate club to Bicester.</p> <p>Retain existing facility at the Kidlington and Gosford Sports Centre for hockey until a new hockey match pitch has opened in Bicester and made available for the relocated club.</p> <p>If hockey successfully relocated to Bicester, re-carpet existing AGP to 3G football turf.</p>

Recommendations for hockey

It is recommended that the Council and relevant stakeholders consider the following to address hockey provision in the district:

Protect

- 6.89 Protect hockey provision used by community hockey clubs at:
- North Oxfordshire Academy, Banbury
 - The Cooper School, Bicester
- 6.90 Maintain the pitches and ancillary facilities at a minimum of standard quality.
- 6.91 Protect hockey provision at Kidlington and Gosford Leisure Centre until club can be relocated to new (shared) site at Bicester.
- 6.92 Seek mitigation for any losses of pitches or ancillary facilities.

Provide

- 6.93 Provide one new England Hockey Category 2 pitch in Banbury either at a school site or at a multi-sport hub.
- 6.94 Subject to confirmation via a feasibility study, provide one new England Hockey Category 2 pitch at Graven Hill together with appropriate changing and clubhouse facilities. To be provided by developer as part of planning obligation. If not confirmed via feasibility study, seek provision at alternative site at a secondary school or multi-sport hub in Bicester.
- 6.95 Require off-site contributions from housing developments. These contributions should be based on the Playing Pitch Calculator, but with an additional allowance for the wider playing field area, ancillary facilities and land costs. The contributions to be targeted to support the closest community hockey site in Bicester or Banbury.
- 6.96 Ensure that all new/replacement provision fully meets the quality guidance from the England Hockey and Sport England, both in relation to the pitches and ancillary facilities.

SECTION 7: DELIVERING THE STRATEGY

- 7.1 The study is intended to inform not only planning documents and development management decisions but also recreation infrastructure planning and information to support funding bids by both the Council and other providers. All sources of funding and other means of delivery will be required to deliver the facilities needed.
- 7.2 As the responsibility for provision of sport and recreation facilities is shared between the District, Town and Parish Councils, sports clubs and associations, delivering the strategy will require partnership working.

Maximising health and well-being outcomes

- 7.3 Cherwell District Council and its partners have a clear stated objective of improving the health and wellbeing of the communities across the district, set out in well-established key documents such as the Cherwell Local Plan 2011-2031 where Strategic Objective SO10 is:

To provide sufficient accessible, good quality services, facilities and infrastructure including green infrastructure, to meet health, education, transport, open space, sport, recreation, cultural, social and other community needs, reducing social exclusion and poverty, addressing inequalities in health, and maximising well-being.

- 7.4 This playing pitch strategy has considered the current patterns of participation in the pitch sports across all the communities in the district, and across all providers, and forecasts forwards the anticipated needs up to 2031 based on the expected future population, its age structure, and socio-economic characteristics. The strategy's proposals reflect what is expected to be required to meet the needs of the different communities across the district up to 2031. The network of pitch facilities will be an essential element in the delivery of the health and wellbeing objectives for the district.

Maximising cost effectiveness

- 7.5 The site by site summary table in Section 9, Figure 68 identifies the facility investment priorities which are expected to be the most cost-effective and deliverable route of achieving the facilities required. However, it is recognised that the most cost effective option may in fact not be deliverable because of factors outside of the control of Cherwell District Council, and a recognition that the Council itself only controls a small proportion of the pitches and playing fields across the district. Where the most cost-effective option proves not be deliverable, then other ways of achieving the required pitches and facilities will be required.
- 7.6 As an example, there is a need for a network of artificial pitches around Banbury to cater for both hockey and football. The preferred options identified in the strategy however depend upon the agreement of the academy schools to the proposals,

and on some sites. The progress and deliverability of the projects will be reviewed through the annual Playing Pitch Strategy Stage E meetings, and the proposals will then be amended and updated as necessary.

- 7.7 A fundamental principle for the provision of public leisure facilities including pitches are that they must be financially sustainable. It is also essential that any public investment into school sites should be linked to a legal agreement securing community use for an appropriate length of time, usually 25 years, either via a planning obligation or other mechanism.

Working across authority boundaries

- 7.8 The strategy has identified a number of sports facilities where there is cross-boundary movement of participants. The part of the district where there appears to be most movement is the Kidlington area, and facilities such as Stratfield Brake are and will continue to attract players and users from both Oxford and West Oxfordshire, whilst exporting some participants out of the district for example those playing hockey into Oxford.
- 7.9 The strategy recommendations are based on the expected population growth and changes up to 2031 within the authority itself, including the impact of the new housing proposed in the Partial Review. In effect these recommendations therefore assume that there will be no significant changes in the cross-boundary movement of participants in the individual sports.
- 7.10 However there are planning proposals for new housing development close to Kidlington in West Oxfordshire district. Planning guidance indicates that local authorities should plan to meet their own needs. However because of the catchment areas involved, this may change the import/export balance for the pitch sports, depending what on or off-site pitch provision is made within West Oxfordshire.
- 7.11 In planning the sports provision in the Kidlington area, there is therefore a need to acknowledge cross-boundary movement, to ensure that the pitch facility provision both meets the needs of the expanding community and is provided in the most cost-effective way. A joint study is therefore recommended to look at specific strategic needs for this geographical area.
- 7.12 Part of any joint study could consider potential mechanisms for the sharing of developers' contributions where these meet the CIL tests.

Securing provision of sport through development

- 7.13 A key output from the strategy is the securing of sports provision through development. The playing pitch strategy has identified some need for on-site provision which can be addressed through master-planning and planning obligations. However most of the recommendations instead require the securing of developers' contributions to off-site provision via S106 agreements. Any shortfall in funding for specific projects will need to be met by other funding sources, for example grant aid from the National Governing Bodies of sport, lottery funding, private funding, and housing infrastructure funds.
- 7.14 The Council has a Developer Contributions Supplementary Planning Document which supports the adopted Local Plan policies on sport and recreation and explains the existing approach to developer contributions. The authority recognises that contributions via S106 will need to meet the three CIL tests set out in CIL Reg 122 and NPPF para 56 (Ministry of Housing, Communities and Local Government, 2018):
- Necessary to make the development acceptable in planning terms
 - Directly related to the development
 - Fairly and reasonably related in scale and kind to the development.
- 7.15 In addressing these CIL tests, it is first necessary to have a robust and up-to-date evidence base for sporting provision need. This strategy provides the framework to determine the nature, location and level of sports facility needs that may be generated from new developments. Planning policies and supplementary planning guidance will need to be updated in due course to reflect the findings of the strategy.

Calculating contributions

Demand

- 7.16 The Playing Pitch Calculator (Appendix 6), which is based on the Sport England template, should be used to generate the amount of expected demand from a development. It takes into account the forecast demographics as at 2031, the characteristics of the different pitch sports in the district, and the anticipated rates of growth in each sport by 2031.
- 7.17 The need for and requirements of a clubhouse/changing pavilion as appropriate for the sport, plus other ancillary facilities such as car parking also need to be identified, costed and be part of the contributions requested.

Accessibility

- 7.18 The expected travel times by car based on the findings of this Strategy and therefore accessibility by car to different pitch sports are:

Football	Mini and Youth (U7 – U16)	10 minutes approx
	Adult	15 minutes approx
Cricket	15 minutes approx	
Rugby	20 minutes approx	
Hockey	20 minutes approx	

Quality

- 7.19 The design, layout and construction of pitches and their ancillary facilities, including clubhouse and car parking, should reflect current best practice and pitch quality should be of at least “standard” as defined by the relevant National Governing Body. The clubhouse/changing and other ancillary facilities such as car parking provision should meet Sport England and the relevant National Governing Body standards. This applies to refurbishment as well as to new build proposals.

Costs

- 7.20 To calculate the scale of a developer’s financial contribution for the provision of a pitch facility which has been identified as being justified and appears in the strategy project list, the Playing Pitch Calculator can be used.
- 7.21 This Calculator is based on the costs of developing pitches and their lifecycle costs in the district. However, if there are robust and up-to-date local facility or project costs, then these may be used instead, particularly where the project is to enhance the existing facility provision.
- 7.22 The cost of land area, maintenance, ancillary facilities and sinking funds, where justified, should also be calculated and included in the contributions expected from the developer. Where there are known robust local costs, these should be used in preference for these elements. However, where such local costs are not available, these may be based on either the Playing Pitch Calculator or on national governing body costs advice.

SECTION 8: PRIORITIES FOR ACTION

- 8.1 It is recommended that Cherwell District Council and its partners regard this assessment and strategy recommendations as a living document and aim to undertake a number of action points arising from it. It is recommended that the first priorities for implementation are as set out in the Action Plan (Figure 67) and that the Council use it as a basis for liaising with key stakeholders to determine how the strategy recommendations are best achieved. The Action Plan elements recommend what needs to be done to take forward the planning policy and project specific proposals in Section 9, Figure 68 which have arisen from the strategy.
- 8.2 The projects in the Site by Site Table in Figure 68 have been widely consulted upon with appropriate parties including the pitch sport national governing bodies, clubs, providers, and Cherwell District Council and is based on the needs evidenced by this strategy assessment, including the potential impact of the housing proposals contained in the Cherwell Local Plan 2011-2031 (Part 1) Partial Review. As the Local Plan progresses, the housing numbers are firmed up, and the delivery of playing pitch sites and investments progress, there will be a need to update this strategy, which should be done on an annual basis, in line with Stage E of the Sport England Guidance.
- 8.3 Each of the individual projects are expected to require close partnership working and feasibility studies, including detailed costing and business planning. The extent of this individual project work will usually depend on the complexity and level of investment needed. The annual Stage E review of the Action Plan and Site by Site Table is an opportunity to gauge the progress on each project and enable an assessment of its deliverability. Alternative options can then be identified if the preferred site/location is not likely to be achievable.
- 8.4 The Action Plan will inform the preparation of a Leisure Strategy and Delivery Plan for the district, linked to GIS mapping, providing supporting evidence for securing S106/CIL contributions, sports development plans and projects delivered by the council and their partners such as parish and town councils as well as the private sector partners.

Financial sustainability and sports development

- 8.5 In order to achieve financial sustainability, there will be a need to encourage sports clubs to develop sound business and sports development plans. Clubs should also be encouraged to work with partners locally, whether volunteer support agencies or linking with local businesses.
- 8.6 Some clubs who currently hire their facilities may also be able to consider, should the opportunity arise, becoming more responsible for their facilities. Should asset transfer options be considered, any club must have a full business plan to ensure the proposal is financially sound, in the short, medium and long term.

8.7 On-going sports development is therefore an essential requirement for the delivery of the Playing Pitch Strategy (PPS), in addition to the facility elements.

Figure 67: Action Plan for playing pitches

Proposal / Facility	Action required	Lead organisation	Key partners	Date for action
Forward and development planning				
Sport and recreation strategy review	Review and confirm the proposals in this strategy once the Partial Review is complete (to ensure the assumed amount and location of growth to meet Oxford's unmet need remains unchanged).	CDC		Year 1
Major new housing developments in Cherwell	Ensure that major new housing sites have policies for pitch provision, on or off site as appropriate.	CDC	Sport England	On-going
Planning policies on sport and recreation	Update planning policies on sport and recreation through the Local Plan process to reflect strategy findings	CDC		Year 2-3
Developer Contributions Supplementary Planning Document	Update the Supplementary Planning Document as policy guidance on the delivery of playing pitches and ancillary facilities for new developments.	CDC		Year 2-3
Planning applications	Respond to planning applications for development to ensure that the necessary provision is achieved. If a sport and recreation site has become disused, consideration should be given to other sport, recreation or open space use, having regard to deficiencies identified in the assessments and strategies.	CDC	Sport England	On-going
Cross boundary working with West Oxfordshire and Oxford	Work with West Oxfordshire District Council and Oxford City to identify if there are options for strategic provision of pitch facilities, and ways in which they can be funded.	CDC	West Oxfordshire District Council Oxford City Council	Year 1-2
Key sites with urgent issues				
Bicester Sports Association, Chesterton and Oxford Road, Bicester	Agree future of site for cricket, football and rugby. This will be resolved through the development management process and timing will be dependent on if/when a planning	CDC	Bicester Sports Assn Clubs RFU FA	Year 1

	application is submitted.		ECB/OCB	
Banbury United FC relocation	Ensure re-location of Banbury United FC to the Local Plan allocation Banbury 12 is achieved. Retention of exiting stadium site at Canalside until replacement is available for use. Avoid negative impact on rugby's use of the adjacent Bodicote Park.	CDC	Club Sport England FA	On-going
New provision and investment				
Community use agreements on school sites	Ensure that any public investment, and where relevant, planning permission for sports facilities on school sites is linked to formal community use agreements, the terms of which should reflect the size of the investment and the identified need for those facilities in the catchment of the site i.e. small levels of capital investment would usually be expected to have less onerous conditions and over a shorter period than major investment.	CDC OCC	Schools	Linked to specific projects
Sports development and other actions				
Community use agreements on school sites	Seek to develop community use agreements on school sites where there is not one in place but the school acts as an important community sports facility.	CDC OCC (where relevant)	Schools	On-going

Funding

- 8.8 It is important to ensure that all of the available resources are carefully targeted and tailored to meet the needs of the whole community so that any initial capital investment and long term revenue commitments can be fully justified.
- 8.9 The proposals arising from the strategy are likely to be funded and supported by a range of partners and new facility provision might be via a mix of public and private sources. There are some major projects planned in this strategy which will require significant capital funding. Funding sources and programmes vary significantly over time, and therefore as each facility is considered, all available options for funding should be explored by the Council, the stakeholders and potential developers of each project.

Procurement and management

- 8.10 The nature and process of the procurement of the facilities covered by this strategy and their long term management will fundamentally depend upon the type and scale of facility.

Review and monitoring

- 8.11 The final stage in the strategy is its delivery and making sure that it is kept up to date. Sport England recommends that a process should be put in place to ensure regular monitoring of how the recommendations and action plan are being delivered. Understanding and learning lessons about how the strategy has been applied is also a key component of monitoring its delivery. This should be an on-going role of the steering group, which it is recommended, should meet on an annual basis as Stage E in the methodology of Sport England's Playing Pitch Strategy Guidance.

SECTION 9: SUMMARY BY SITE

- 9.1 This section brings together the sport specific summaries above on a site by site basis.
- 9.2 Several of the specific projects are at relatively early stages of feasibility assessment, and therefore the costs and deliverability are still to be confirmed. The estimated capital costs in the table are taken from the Sport England Facilities Costs of Second Quarter 2017 (Sport England, 2017). It should be noted that these exclude lifecycle costs of facilities, on which Sport England provides separate guidance, summarised in Appendix 7.

Notes and key for the site summary table

Site control

This column shows the organisation responsible for the site. This will usually be the site owner unless it is on a long term (5 years plus) lease e.g. to a sports club.

Acad	Secondary school academy
Club	Sports club
Comm	Commercial organisation
Ind Sc	Independent school
PC	Parish Council, local playing field association, village hall charity or similar
School	Primary school
TC	Town Council
Op	Leisure Centre operator

Security of use

- S Site with secure community use
 UnS Site without security of use

Quality of changing

The quality of the changing facilities/clubhouse. Usually relevant to whole site.

	Good
	Standard/adequate
	Poor
	No changing/clubhouse on site

Pitch size and type

Football:	as FA pitch sizes
Cricket:	number of natural turf strips within the square, or 1 if AGP only
Rugby:	as RFU pitch sizes, or actual size if smaller
AGP:	dimensions in metres, surface type and floodlit (Yes/No)
	SD Sand dressed
	SF Sand filled
	3G 3G surface

Pitch quality, and cricket nets quality

Based on the agreed pitch quality from: site audit, user clubs, NGB, authority and pitch providers.

	Good quality pitch/nets
	Standard quality pitch/nets
	Poor quality pitch/nets

Spare capacity across the week/season by matches

Grass pitches

This shows how much spare capacity there is across the week/season by number of matches. This calculation takes into account all identified uses of each individual pitch across the week, both matches and training. Where there is more than one pitch of the same size on a site, the assessment is the total spare capacity across those pitches.

The numbering indicates how many additional matches/training sessions could be held on a grass pitch without seriously impacting on the pitch quality, based on the pitch's current agreed quality.

AGPs

The AGP percentage spare capacity relates to the availability of the AGP across the whole week's peak time for the hours that the pitch is available.

	Site could provide for at least 1 extra training session or match in the week. For AGPs, has more than 20% spare capacity.
	Site has very limited spare capacity, the equivalent of 1 training session/match every fortnight. For AGPs, site has 10-20% spare capacity, or there are known restrictions on use.
	Pitches have no spare capacity or are overused. For AGPs, spare capacity is at less than 10%.

Peak time balance

9.3 This shows the number of additional matches which could be hosted on a pitch at peak time. For AGPs with a hockey surface, this is for hockey. For AGPs with 3G surface, this is for football.

	Pitch could provide for at least 1 extra match each week i.e. it could be the home site for 2 or more extra teams.
	Pitch could provide for one extra match per fortnight i.e. it could be the home site for 1 extra team.
	Pitches have no spare capacity, or are overused. AGPs not available for matches or are unsuitable.

9.4 The priorities for the specific projects are identified as High, Medium and Low. These are defined as:

High priority (H)	Facility or project essential for meeting the current and future projected needs of the community across Cherwell, particularly for the sports/facilities with high levels of participation, for example football. High priority is also given to projects which will attract those less active, or sited in areas with deprivation.
Medium priority (M)	Facility or project which will help to meet the current and future projected needs of the community across Cherwell for the sports/facilities with moderate levels of participation, for example hockey.
Low priority (L)	Facility or project which will help to meet the current and future projected needs of the community across Cherwell but where the sport/facilities have low levels of participation for example polo, or where the project's aims are already partially addressed by other projects in the area identified at higher levels of priority.

9.5 The phasing of the project investment needs follows the Cherwell Infrastructure Delivery Plan approach:

St	Short term	2018-2021
Mt	Medium term	2021-2026
Lt	Long term	2026-2031

Figure 68: Site by site summary

BANBURY TOWN AND BANBURY RURAL EXISTING SITES

Site Name	Site Control	Security of Use	Quality of changing	Football Pitch Size	Cricket no of grass Strips Senior and (Junior)	Rugby Pitch size	AGP size, surface, floodlit	Grass Pitch Quality	AGP/AGP cricket pitch quality	Cricket net quality	Spare capacity across the week (no matches) / season for cricket	Peak time balance	Key issues/comments	Proposal	Priority And Phasing	Estimated capital cost (£000's)	Main delivery partners
Adderbury Recreation Ground	PC	S	Yellow	11v11				Yellow			1	0	Site is fully used at peak time for senior football. Only limited spare capacity on 9v9 pitch.				
				9v9				Yellow			1.5	0.5					
Ardley Playing Field	PC	S	Green	11v11				Green			1.5	0	Site is fully used at peak time for senior football and 7v7 mini soccer. Only limited spare capacity for 5v5 mini soccer.				
				5v5				Green			5.5	0.5					
				7v7				Green			5	0					
				7v7				Yellow			2.5	-0.5					
				9v9				Yellow			3.5	1					
Banbury Academy	Acad	S	Grey				60x100, SF, yes		Red		60%	2	Site is over used at peak time. AGP surface in need of replacement. AGP too small for England Hockey matches. School site so no assumed spare capacity of the grass pitches across the week. School has S106 commitment to delivery of full size 3G football turf pitch (though delivery may be approx 2026), plus sports hall, grass pitches and tennis courts for community use.	Ensure that the S106 commitment to the full size floodlit 3G pitch is delivered by 2026. Resurface existing pitch to support hockey training and/or consider extension to full size hockey pitch.	H Mt	n/a (S106)	Academy/ Developer
				5v5				Yellow			0	0					
				7v7				Yellow			0	-1					
Banbury Cricket Club	Club	S	Green		22			Green		Green	40	0	Site is used to capacity at peak time. Limited	Develop second pitch adjacent to	H Mt	£270,000 plus site	Club CDC

Site Name	Site Control	Security of Use	Quality of changing	Football Pitch Size	Cricket no of grass Strips Senior and (Junior)	Rugby Pitch size	AGP size, surface, floodlit	Grass Pitch Quality	AGP/AGP cricket pitch quality	Cricket net quality	Spare capacity across the week (no matches) / season for cricket	Peak time balance	Key issues/comments	Proposal	Priority And Phasing	Estimated capital cost (£000's)	Main delivery partners
													scope to use adjacent Kingsfield Recreation Ground due to intensive use for football.	current site.		costs	ECB OCB
Banbury Twenty Club	PC	S			18						30	0	Site is used to capacity at peak time.				
Banbury United Football Club	Club	S		11v11							0.5	0.5	Stadia site proposed to be re-developed under adopted Local Plan Policy Banbury 1.	Relocate club to the site identified in adopted Policy Banbury 12 (or other agreed site) with provision of required stadia meeting the FA Ground Grading requirements, plus ancillary facilities and car parking. Contributions to be secured from developers of Banbury Canalside.	H St	tbc	Developer Club FA
Blessed George Napier Catholic School (The Monsi Sports Centre), Banbury	Acad	S					60x100, SF, Yes				25%	2	Site is over used at peak time for mini soccer. AGP surface re-sanded January 2018. School site so no spare capacity for grass pitches across the week. Easington Sports FC uses school site and has been exploring option for resurfacing of AGP to 3G.	Keep need/ justification/ delivery options for 3G pitch on site under review.			
				11v11 Y					0	0							
				5v5				0	-1								
				9v9				0	0								
				Other grass pitches not used													
Bloxham C of E School Playing Field	Sch	UnS		7v7							0	0.5	School site so no spare capacity across the week.				
Bloxham Recreation	PC	S		11v11							3	1	Site is over used at peak time for mini				
				11v11													

Site Name	Site Control	Security of Use	Quality of changing	Football Pitch Size	Cricket no of grass Strips Senior and (Junior)	Rugby Pitch size	AGP size, surface, floodlit	Grass Pitch Quality	AGP/AGP cricket pitch quality	Cricket net quality	Spare capacity across the week (no matches) / season for cricket	Peak time balance	Key issues/comments	Proposal	Priority And Phasing	Estimated capital cost (£000's)	Main delivery partners						
Ground				5v5							2.5	-0.5	soccer.										
Bloxham School (Dewey Sports Centre)	Acad	UnS					97x61, SF, No				45%	2	AGPs not generally available at weekends as used by school. School considering developing further pitch. AGPs not floodlit so not available evenings.	Support pitch proposal if linked to community use on Saturdays for matches.	L St	n/a	School						
							92x54, SF, No			52%	2												
				Other grass pitches not used																			
Bodicote Rugby Ground (Banbury RFC)	Club	S									4.5	3	Club will require remaining area of Bodicote Park not in its ownership for continued use of pitches to meet future demand. Club keen to purchase land from CDC.	Ensure Banbury RFC is not negatively impacted by relocation of Banbury United. CDC to consider selling remaining area of Bodicote Park to Banbury RFC.	H St	n/a	CDC Club						
Broughton and North Newington Sports & Social Club, North Newington	Club	S		11v11	10						30	0.5	Site is fully used at peak time for football and has limited spare capacity for cricket.										
Christopher Rawlins C of E Primary School, Adderbury	Sch	UnS		7v7							0	0.5	School site so no spare capacity across the week.										
Croprey Recreation Ground (Croprey Cricket Club)	PC	S		11v11	14						0	0	Site is fully used at peak time	Provide new changing pavilion to serve 2 nd pitch.	H St	£245,000	PC Club ECB						
					8														New pitch adjacent to existing. No pavilion.				
Deddington C of E Primary	Sch	UnS		5v5							0	0.5	School site so no spare capacity across the week										
				7v7						0	0.5												

Site Name	Site Control	Security of Use	Quality of changing	Football Pitch Size	Cricket no of grass Strips Senior and (Junior)	Rugby Pitch size	AGP size, surface, floodlit	Grass Pitch Quality	AGP/AGP cricket pitch quality	Cricket net quality	Spare capacity across the week (no matches) / season for cricket	Peak time balance	Key issues/comments	Proposal	Priority And Phasing	Estimated capital cost (£000's)	Main delivery partners	
School																		
Deddington Sports Club	Club	UnS		11v11							-1	-1	Site is over used at peak time. AGP is of poor quality. Club would like to resurface AGP and extend. Not FA priority for investment.					
				11v11 Y					2	1								
				7v7					3	0								
							35x22, SD, No			45%	2							
				10							30	0						
Easington Park, Banbury	TC	S		11v11 Y							1.5	1.5						
				11v11 Y														
				9v9														
				9v9						2.5	0.5							
Easington Sports and Social Club, Banbury	Club	S		11v11							1	-0.5	Site is over used at peak time. Football club uses a number of sites but has too little capacity. Site restricted for floodlights. Poor changing provision.	Seek new deliverable site for relocation of club which is suitable for stadia pitch, floodlighting, community grass pitches, clubhouse and car parking.				
Hanwell Fields Sports Pitch, Banbury	TC	S		11v11							1	0.5	Site suffers from waterlogging, leading to cancellations. Pitch quality therefore reduced to reflect.					
				11v11														
Hillview Park, Banbury	TC	S		5v5							4	1	No changing facilities. Site unused.					
Hook Norton Sport &	Club	S			12						58	0	Site is fully used at peak time, for cricket,	Re-surface AGP.	H St	£100,000	Club Parish	
				11v11								-0.5						0

Site Name	Site Control	Security of Use	Quality of changing	Football Pitch Size	Cricket no of grass Strips Senior and (Junior)	Rugby Pitch size	AGP size, surface, floodlit	Grass Pitch Quality	AGP/AGP cricket pitch quality	Cricket net quality	Spare capacity across the week (no matches) / season for cricket	Peak time balance	Key issues/comments	Proposal	Priority And Phasing	Estimated capital cost (£000's)	Main delivery partners								
Social Club				11v11									senior football and 9v9 football. AGP surface in need of replacement.				Council								
				5v5						3.5	0.5														
				7v7						7	1														
				7v7																					
				9v9						1	0														
						22x36, SF, Yes					36%	1													
Horley Cricket Club	PC	S			12								Site fully used at peak time and across the week. Poor quality clubhouse. Serious lack of car parking provision causing safety concerns.	Explore ways of increasing site capacity.	H St	Tbc	Club ECB OCB PC								
														Refurbish/replace clubhouse.	H St	Tbc									
														Provide additional car parking.	H St	tbc									
Hornton Recreation Ground	PC	S		11v11							1.5	0.5													
Horton View Sports Ground, Banbury	TC	S			8								Site is over used at peak time. Pitches overmarked. Site also used for tennis (covering of courts within the town being considered) and bowls.	Setting up Community Network Partnership											
																		11v11						20	0
																		11v11						0	-0.5
																		7v7						7	1
Kingsfield Recreation Ground, Bodicote	PC	S		11v11							1	0	Site is fully used at peak time for 11v11 football.												
				9v9						1.5	1														
								6											30	1	Unused for cricket in 2016 but some limited use in 2018. Site adjacent to Banbury Cricket Club, but not suitable for increased cricket use due to intensive use for football.				

Site Name	Site Control	Security of Use	Quality of changing	Football Pitch Size	Cricket no of grass Strips Senior and (Junior)	Rugby Pitch size	AGP size, surface, floodlit	Grass Pitch Quality	AGP/AGP cricket pitch quality	Cricket net quality	Spare capacity across the week (no matches) / season for cricket	Peak time balance	Key issues/comments	Proposal	Priority And Phasing	Estimated capital cost (£000's)	Main delivery partners
North Oxfordshire Academy (Drayton Pavilion), Banbury	Acad	S					55x100, SD, Yes				10%	-3	Pitch is currently overused at peak time, and has very limited spare capacity across the week. School has S106 commitment to develop full size floodlit 3G AGP plus pavilion, but not yet started. AGP and athletics track and shared clubhouse managed by CDC.	Delivery of the S106 commitment for the AGP.	H St	n/a S106	Acad CDC
South Newington Road Recreation Ground	PC	S		11v11 Y							1	1	Site is fully used at peak time for mini soccer.				
				5v5						3	0						
Tudor Hall School (Private Use)	Ind Sc	Private use					61x98, SF, Yes				0	0	No community use				
				Other pitches not used													
Wardington Playing Fields	PC	S		11v11							0.5	1	Site is over used at peak time for 7v7 mini soccer. Unused for cricket in 2016 but low level league cricket reintroduced in 2018. Football pitches and cricket outfield overlap.				
				7v7						1.5	-1.5						
					4					20	1						
Warriner School	Acad	Us	No community use of pitches														
Wroxton Sports Club	Club	S			9						45	1	Site is fully used at peak time for senior football. Unused for cricket. Football and cricket pitches substantially overlap. Unrealistic to reintroduce cricket on site except possibly for				
				11v11						0.5	0						
				7v7													

Site Name	Site Control	Security of Use	Quality of changing	Football Pitch Size	Cricket no of grass Strips Senior and (Junior)	Rugby Pitch size	AGP size, surface, floodlit	Grass Pitch Quality	AGP/AGP cricket pitch quality	Cricket net quality	Spare capacity across the week (no matches) / season for cricket	Peak time balance	Key issues/comments	Proposal	Priority And Phasing	Estimated capital cost (£000's)	Main delivery partners
													occasional friendly use.				
Wroxton Friars Hill	PC	S		11v11 Y							2.5	0.5	Site is over used at peak time for 7v7 mini soccer.				
				11v11 Y													
				5v5						6.5	0.5						
				5v5													
				7v7							2.5	-0.5					

BANBURY TOWN AND BANBURY RURAL NEW SITES

Site Name	Site Control	Proposal	Key issues/comments	Priority and Phasing	Estimated capital cost (£000's)	Main delivery partners
Banbury 12	Developer	<p>Site for relocation of Banbury United FC, stadia pitch replacement with ancillary facilities.</p> <p>May provide grass pitch space for community use.</p> <p>Potential site for new secondary school.</p> <p>Potential site for joint use full size 3G football turf pitch</p>	<p>There is concern that the full delivery of the stadia pitch with its necessary ancillary facilities may not be provided, and if it is, whether this is prior to the loss of the existing stadia site.</p> <p>Too little grass pitch space for effective community use.</p> <p>No funding identified for 3G pitch proposal or anything other than the like for like replacement of the stadia (pitch and ancillary facilities).</p> <p>If school developed on site, consequence likely to be insufficient capacity of grass pitches to cater for community use.</p> <p>Adverse impact of Banbury 12 development on the rugby use of Bodicote Park needs to be avoided</p>	H St	<p>Stadia pitch and ancillary facilities: £ developer S106</p> <p>Full size 3G football turf pitch with floodlights: £935,000</p>	<p>Developer CDC Banbury United FC Oxfordshire County Council Football Assn</p>
Longford Park	Developer	1 adult and 2 youth football pitches with pavilion and MUGA	Delivery date to be confirmed	M St	£ developer S106	Developer CDC
Salt Way	Developer	2 separate playing field areas with a total of 2 adult and 2 youth football pitches	Two areas of pitch provision have been agreed, including changing facilities/pavilion.	H St	£ developer S106	Developer CDC
North of Hanwell Fields	Developer	1 youth football pitch	Single youth pitch with no ancillary facilities. Not valuable for organised football use, only as informal kick about open space.	L	£ developer S106	Developer CDC
Adderbury, Milton Road	Developer	2 adult football pitches, multi use games area and sports pavilion	Delivery by developer	M St	£ developer S106	Developer CDC

BICESTER AND BICESTER RURAL

Site Name	Site Control	Security of Use	Quality of changing	Football Pitch Size	Cricket no of grass Strips Senior and (Junior)	Rugby Pitch size	AGP size, surface, floodlit	Grass Pitch Quality	AGP/AGP cricket pitch quality	Cricket net quality	Spare capacity across the week (no matches) / season for cricket	Peak time balance	Key issues/comments	Proposal	Priority And Phasing	Estimated capital cost (£000's)	Main delivery partners	
Arncott Recreation Ground	PC	S		5v5							0.5	-0.5	Site is over used at peak time for mini soccer. Limited spare capacity for 9v9 football.					
				7v7						2.5	-0.5							
				9v9						3.5	1							
Bicester School	Acad	UnS		11v11							0	0						
Bicester Field Sports Pitches	TC	S		11v11							4.5	1.5	Site is over used at peak time for youth football.					
				11v11														
				11v11 Y						-1	-1.5							
Bicester Leisure Centre	Op	S					35x17, 3G, Yes				37%	1	Future of pitches to be considered as part of Leisure Centre Feasibility Study					
							35x17, 3G, Yes			37%	1							
Bicester Sports Association (Oxford Road), Bicester	Club	UnS				Snr					-3	0	Future use of the site is uncertain at present as the owners have aspirations for redevelopment. Football stadium pitch was unused in 2016 but used by Bicester Town Colts in 2017 for both matches and training. Site used for Bicester RFC senior teams.	Retain site unless off site mitigation provides suitable alternative provision, both for rugby and football (stadia pitch).				
						Snr					0	0.5						

Site Name	Site Control	Security of Use	Quality of changing	Football Pitch Size	Cricket no of grass Strips Senior and (Junior)	Rugby Pitch size	AGP size, surface, floodlit	Grass Pitch Quality	AGP/AGP cricket pitch quality	Cricket net quality	Spare capacity across the week (no matches) / season for cricket	Peak time balance	Key issues/comments	Proposal	Priority And Phasing	Estimated capital cost (£000's)	Main delivery partners			
Bicester Sports Association (Green Lane), Chesterton	Club	S	Green			Snr		Yellow			5	2	Site has significant spare capacity in all pitch types apart from cricket, and 9v9 Y football. Lack of floodlighting restricts training use during winter evenings.	BSA, clubs and Cherwell District Council to identify and agree if further development is necessary, acceptable in planning terms, and deliverable. Likely to be linked to any proposal for development of Oxford Road.	H St	tbc	BSA Developer Clubs RFU ECB FA CDC			
						Snr		Yellow												
						Jnr		Yellow												
						Jnr		Yellow												
						Jnr		Yellow												
						Jnr		Yellow												
					10		Green											22	0.5	Senior rugby pitches overmarked but not used by senior teams.
					8 (1)		Yellow													
				11v11			Green											4.5	1	BSA considering extending site as part mitigation for development of Oxford Road. Cherwell DC previously objected to further development on a number of planning grounds including traffic issues.
				11v11			Green													
				11v11 Y			Green											9.5	2.5	
				11v11 Y			Green													
				11v11 Y			Green													
				9v9			Green											9.5	0.5	
				9v9			Green													
				5v5			Green													
5v5			Green																	
5v5			Green							23	3									
Bicester Keble Road Recreation Ground,	TC	S	Grey	5v5				Yellow			3.5	0.5	No changing facilities	Provide basic wash facilities.	L Mt	£60,000	TC			
				7v7				Yellow										4	1	
Bicester Pingle Drive Recreation Ground	TC	S	Green	11v11				Yellow			2	1	Site is fully used at peak time for youth football (9v9 and 11v11 Y). Limited spare capacity of mini soccer. Adjacent to Oxford Road BSA.	Retain site as unable to be replaced within town.						
				11v11 Y				Yellow										1	0	
				5v5				Yellow										6.5	0.5	
				5v5				Yellow												
				7v7				Yellow										6.5	0.5	
				7v7				Yellow												
9v9				Yellow						1	0									
Bicester St Edith's Way Sports Ground	TC	S	Yellow	11v11				Yellow			0.5	0	Site is fully used at peak time for 11v11 football.							
				11v11 Y				Yellow										1	1	
				7v7				Yellow										4	1	

Site Name	Site Control	Security of Use	Quality of changing	Football Pitch Size	Cricket no of grass Strips Senior and (Junior)	Rugby Pitch size	AGP size, surface, floodlit	Grass Pitch Quality	AGP/AGP cricket pitch quality	Cricket net quality	Spare capacity across the week (no matches) / season for cricket	Peak time balance	Key issues/comments	Proposal	Priority And Phasing	Estimated capital cost (£000's)	Main delivery partners	
Bicester Sunderland Drive Recreation Ground,	TC	S		11v11							1	0.5	Site is over used at peak time for 7v7 mini soccer. Has limited spare capacity on all other pitch types.					
				11v11 Y						1.5	0.5							
				5v5						3.5	0.5							
				7v7						2.5	-0.5							
Bicester The Cooper School, Bicester	Acad	S					64x102, SD, Yes				20%	-1.5	Pitch re-carpeted in 2017.					
				Grass pitches not used														
Bicester, Whitelands Farm Sports Ground	Op	S					68x100, 3G Reg 22 and FA Register, Yes						Site opened in September 2017. Meets RFU Regulation 22 and FA 3G register specifications.		H St	n/a	CDC Trust RFU Clubs	
				tbc									Grass pitch mix yet to be confirmed but to date limited take up by local clubs.					
						tbc								Grass pitch mix yet to be confirmed. Changing good quality but use arrangements for clubhouse not appropriate for rugby club.				
					6-8									Cricket pitch in place but lack of adjacent clubhouse/pavilion and car parking severely limits use. Utilities now in place to enable delivery of clubhouse subject to funding.	Provide 2 team changing clubhouse and additional car parking to service pitch.	H St	£245,000 plus car parking tbc	CDC

Site Name	Site Control	Security of Use	Quality of changing	Football Pitch Size	Cricket no of grass Strips Senior and (Junior)	Rugby Pitch size	AGP size, surface, floodlit	Grass Pitch Quality	AGP/AGP cricket pitch quality	Cricket net quality	Spare capacity across the week (no matches) / season for cricket	Peak time balance	Key issues/comments	Proposal	Priority And Phasing	Estimated capital cost (£000's)	Main delivery partners	
Chesterton Community Centre	PC	S		11v11 Y							3	0.5	Site is over used at peak time for 11v11 Y football and used to capacity at peak time for 7v7 mini soccer.					
				5v5						6	1							
				7v7						5	0							
Chesterton Playing Fields	PC	S			8						22	0.5						
Finmere Recreation Ground	PC	S		11v11							1	0	Site is fully used at peak time for Senior football. Artificial wicket is in poor condition. No use for cricket.					
					4 (1)					76	1							
Fringford Cricket Club	PC	S			10						40	1						
Fritwell C of E Primary School	Sch	UnS		9v9							0	0	School site so no spare capacity across the week.					
Fritwell Playing Field	PC	UnS				Snr					0.5	0.5	Used by adult rugby club with one team. Not floodlit so no weekday training possible.	Retain site.				
Hethe Recreation Ground & Playing Pitches	PC	S		11v11							2	1	Site unused.					
Keble Road Recreation Ground, Bicester	TC	S		5v5							3.5	0.5	No changing facilities.	Provide basic wash facilities.	L Mt	£60,000	TC	
				7v7						4	1							
Launton Recreation Ground	PC	S		11v11							0.5	0.5	Site is over used at peak time for 7v7 mini soccer and 9v9 football.					
				11v11														
				7v7						2.5	-0.5							
				9v9						0	-1							

Site Name	Site Control	Security of Use	Quality of changing	Football Pitch Size	Cricket no of grass Strips Senior and (Junior)	Rugby Pitch size	AGP size, surface, floodlit	Grass Pitch Quality	AGP/AGP cricket pitch quality	Cricket net quality	Spare capacity across the week (no matches) / season for cricket	Peak time balance	Key issues/comments	Proposal	Priority And Phasing	Estimated capital cost (£000's)	Main delivery partners
Lower Heyford Sport & Social Club Playing Field	Club	S		11v11							1	0	Site is fully used at peak time				
Middleton Park, Middleton Stoney	Private	UnS			8						30	1					
Souldern Football Ground	PC	S		11v11							1.5	0.5					
Steeple Aston Robinsons Close Recreation Ground	PC	S		11v11							0	0	Site is fully used at peak time. Pitch is in need of maintenance works				
Upper Heyford Cricket Pitch	PC	S		11v11							1.5	0.5					

BICESTER AND BICESTER RURAL NEW SITES

Site Name	Site Control	Proposal	Key issues/comments	Priority and Phasing	Estimated capital cost (£000's)	Main delivery partners
Graven Hill	Developer	Proposed full size AGP with clubhouse and ancillary facilities. Surface to be confirmed.	Hockey lacks match pitch space and this may provide the opportunity for a home site for the Bicester Hockey Club. Requires feasibility study to confirm surface and business plan.	H St Feasibility Study Mt Delivery of AGP and facilities	£ developer S106	Feasibility study: CDC England Hockey Bicester Hockey Club Developer Delivery: Developer
	Developer	2 adult and 2 youth football pitches	Facility mix to be confirmed	H Mt	£ developer S106	Developer CDC
Wretchwick (South East Bicester)	Developer	4.05 ha of outdoor sports provision	No agreement to date on pitches or ancillary facilities to be provided. S106 negotiations still underway	H Mt	£ developer S106	Developer CDC
North West Bicester	Developer	14 ha of outdoor sports provision	Large area of identified playing field space. Uses to be confirmed. Ancillary facilities and delivery to be confirmed. Whole area may not be required in the period up to 2031 for pitch sports, but is required to help meet the open space needs generated by the development, and should therefore be protected for outdoor sports and retained for future demand.	H St Determine sports, pitches and facility mix	£ developer S106 May require additional depending on sports provided.	Developer CDC

KIDLINGTON AND KIRTLINGTON RURAL

Site Name	Site Control	Security of Use	Quality of changing	Football Pitch Size	Cricket no of grass Strips Senior and (Junior)	Rugby Pitch size	AGP size, surface, floodlit	Grass Pitch Quality	AGP/AGP cricket pitch quality	Cricket net quality	Spare capacity across the week (no matches) / season for cricket	Peak time balance	Key issues/comments	Proposal	Priority And Phasing	Estimated capital cost (£000's)	Main delivery partners
Begbroke Playing Field	PC	S	Disused										No pitch markings. Site disused.	Retain as playing field/public open space.			
Bletchington Playing Fields	PC	S		11v11							2.5	0.5	Limited spare capacity at the site for senior football and mini soccer. Site is used to capacity at peak times for cricket.				
				5v5						5.5	0.5						
Charlton on Otmoor Playing Fields	PC	S	Disused		9 (2)						5	0	No formal pitch markings for cricket.				
				11v11						1	0						
Horton-cum-Studley	PC	S	Disused										No formal pitch markings. Disused.				
Islip Recreation Ground	PC	S			5						10	0.5					
Kidlington Exeter Hall,	TC	S		11v11							1.5	1					
Kidlington FC	Club	S		11v11							0.5	0	Site is fully used at peak time				
Kidlington Gosford Hill School Sports Ground	Acad	UnS		11v11							0	0	School site so no spare capacity across the week				
				Other grass pitches not used													
Kidlington and Gosford Leisure Centre	Op	S					55x97, SF, Yes				22%	3.5	Pitch too small for matches. Hosts one small ladies team.	If new hockey pitch developed in Bicester, re-surface to 3G following relocation of hockey club.	L Mt	£200,000	School CDC Trust
Kidlington Littlemarsh Playing Field, Yarnton	TC	S			6						24	1					
				11v11					2	0							
				11v11 Y					2	-0.5							

Site Name	Site Control	Security of Use	Quality of changing	Football Pitch Size	Cricket no of grass Strips Senior and (Junior)	Rugby Pitch size	AGP size, surface, floodlit	Grass Pitch Quality	AGP/AGP cricket pitch quality	Cricket net quality	Spare capacity across the week (no matches) / season for cricket	Peak time balance	Key issues/comments	Proposal	Priority And Phasing	Estimated capital cost (£000's)	Main delivery partners				
Kidlington Orchard Recreation Ground	TC	S		11v11 Y							-1.5	0	Site is fully used at peak time for youth football.								
				11v11 Y																	
				5v5					4	1											
				7v7					4	1											
Kidlington Ron Grove Park	TC	S		11v11							2	1	Site is fully used at peak time for mini soccer. Changing provision poor.	Refurbish/replace changing provision.	H St	tbc	TC				
				11v11 Y						2	2										
				11v11 Y																	
				5v5					3	0											
				7v7					3	0											
Kidlington Stratfield Brake Sports Ground	Op	S			10						105	0	No spare capacity for cricket at peak time. Rugby pitches were relatively poor quality in 2016-17. Site is over used at peak time for mini soccer.	CDC, NGBs, Sport England and operator to review management arrangements to ensure long term security and success of the clubs on site.	H St	n/a	CDC SE RFU FA ECB Clubs Op				
					7 (1)																
						Snr															
						Snr															
						Snr															
						Snr															
						11v11									2	1	Recent pitch quality improvements have been undertaken on the site.	Improve quality of rugby pitches to increase capacity.	H Mt	tbc	Op
						5v5								6	0						
						5v5															
						7v7															
						7v7															
						7v7															
						7v7									11.5	-0.5	Site recently moved to leisure operator. Potential impact of this change of concern to the rugby club, RFU and Sport England.	Improve pavilion to increase attractiveness and use by clubs and other hirers.	H St	tbc	Op
													Site developed with grant aid including lottery funds, and there is still external legal interest in the site linked to its development.								

Site Name	Site Control	Security of Use	Quality of changing	Football Pitch Size	Cricket no of grass Strips Senior and (Junior)	Rugby Pitch size	AGP size, surface, floodlit	Grass Pitch Quality	AGP/AGP cricket pitch quality	Cricket net quality	Spare capacity across the week (no matches) / season for cricket	Peak time balance	Key issues/comments	Proposal	Priority And Phasing	Estimated capital cost (£000's)	Main delivery partners
Kirtlington Park	Private	Us		Polo ground									7 boarded polo grounds (pitches). Good quality. Available to outside groups for hire.				
Kirtlington Sports Ground				11v11							1.5	0.5	No formal pitch markings for cricket. Disused for cricket.				
				7v7						3.5	0.5						
					Disused												
Merton Playing Fields	PC	S		11v11							1.5	1					
Yarnton Playing Fields	PC	S		5v5							7	1	Site is fully used at peak time for 7v7 mini soccer.				
				5v5													
				7v7						5.5	0						
				7v7													

KIDLINGTON AND KIRTLINGTON RURAL NEW SITES

Site Name	Proposal	Key issues/comments	Priority and Phasing	Estimated capital cost (£000's)	Main delivery partners
Partial Review site PR7a	The provision of 21.5 hectares of land to provide formal sports facilities for the development and for the wider community and green infrastructure within the Green Belt. Site immediately opposite Stratfield Brake.	PPS estimated demand for pitch sports addresses demand only from Cherwell's proposed growth and indicates a possible need for an additional 4 ha of football pitch provision to 2031. The findings of the PPS can help to inform the make-up of the open space provision to be contained within the 21.5 ha site.	H St strategic assessment	Tbc	CDC Developers Sport England

Bibliography

- Cherwell District Council, 2015. *Adopted Cherwell Local Plan 2011-2031 (Part 1)*. [Online]
Available at: [http://www.cherwell.gov.uk/media/pdf/f/a/Final_adopted_Local_Plan_2011-2031_\(re-adopted_Policy_Bicester_13\)_Part_1_of_3.pdf](http://www.cherwell.gov.uk/media/pdf/f/a/Final_adopted_Local_Plan_2011-2031_(re-adopted_Policy_Bicester_13)_Part_1_of_3.pdf)
- Communities and Local Government, 2012. *National Planning Policy Framework*. [Online]
Available at:
https://www.gov.uk/government/uploads/system/uploads/attachment_data/file/6077/2116950.pdf
- England and Wales Cricket Board , 2009. *Pavilions and Clubhouses*. [Online]
Available at: <https://www.ecb.co.uk/be-involved/club-support/club-facility-management>
- England Hockey , 2017. *Facilities Strategy*. [Online]
Available at:
<http://www.englandhockey.co.uk/page.asp?section=2075§ionTitle=Facilities+Strategy>
- England Hockey , 2018. *EH Artificial Grass Playing Surface Policy updated February 2018*. [Online]
Available at: <http://www.englandhockey.co.uk/page.asp?section=2403#>
- England Hockey, 2018. *Introductory Guidance for England Hockey artificial grass pitches*. [Online]
Available at: <http://www.englandhockey.co.uk/page.asp?section=2403#>
- Football Association, 2012. *The FA Guide to Pitch and Goalpost Dimensions*. [Online]
Available at: <http://www.thefa.com/my-football/football-volunteers/runningaclub/yourfacilities/~media/42e67e5df06c475c8be0bed035cd325b.ashx>
- Ministry of Housing, Communities and Local Government, 2018. *National Planning Policy Framework*. [Online]
Available at:
https://assets.publishing.service.gov.uk/government/uploads/system/uploads/attachment_data/file/740441/National_Planning_Policy_Framework_web_accessible_version.pdf
- Ministry of Housing, Communities and Local Government, 2018. *National Planning Policy Framework*. [Online]
Available at:
https://assets.publishing.service.gov.uk/government/uploads/system/uploads/attachment_data/file/728643/Revised_NPPF_2018.pdf
- RFU, 2017. *Regulation 22-compliant pitches*. [Online]
Available at: <http://www.englandrugby.com/governance/club-support/facilities-kit-and-equipment/artificial-surfaces/artificial-grass-pitches>
- Sport England , 2016. *Active People Survey*. [Online]
Available at: <https://www.sportengland.org/research/about-our-research/active-people-survey/>
- Sport England , 2017. *Use Our School*. [Online]
Available at: <https://www.sportengland.org/facilities-planning/use-our-school/>
- Sport England, 2013. *Playing Pitch Strategy Guidance*. [Online]
Available at: <https://www.sportengland.org/media/3522/pps-guidance-october-2013-updated.pdf>
- Sport England, 2016. *Clubhouse Design Guidance Notes 2016 Update*. [Online]
Available at: <https://www.sportengland.org/media/10279/3-clubhouse-refurbishment.pdf>

Sport England, 2017. *Cost guidance*. [Online]

Available at: <https://www.sportengland.org/facilities-planning/tools-guidance/design-and-cost-guidance/cost-guidance/>

GLOSSARY

AGP	Artificial Grass Pitch
APP	Active Places Power
CASC	Community Amateur Sports Club
CC	Cricket Club
CDC	Cherwell District Council
CIL	Community Infrastructure Levy
CIPFA	Chartered Institute of Public Finance and Accountancy
ECB	England and Wales Cricket Board
EH	England Hockey
FA	The Football Association
FC	Football Club
FIFA	Federation Internationale de Football Association
FIH	International Hockey Federation
FPM	Facilities Planning Model
MOD	Ministry of Defence
NGB	National Governing Body
NPPF	National Planning Policy Framework
ONS	Office for National Statistics
OXB	Oxfordshire Cricket Board
PPS	Playing Pitch Strategy
RFC	Rugby Football Club
RFU	Rugby Football Union
SE	Sport England
SPD	Supplementary Planning Document
SUE	Sustainable Urban Extension
TGR	Team Generation Rate

Definitions relating to demand

Expressed demand

The clubs and teams playing in the authority area, usually affiliated to the county body or national governing body for the sport.

Displaced demand

Displaced demand relates to play by teams or other users of playing pitches from within the study area which takes place outside of the area, both matches and training.

Unmet demand

This includes:

- teams able to play matches but have nowhere to train, or vice versa.
- a lack of pitches of a particular size or type.
- where poor quality pitches or ancillary facilities fall below the standard required for play, or the appropriate league requirement.

Latent demand

This is demand that may exist in the area, should there be access to more or better provision. This is usually evidenced by clubs reporting that they have waiting lists for particular age groups.

Demand trends

Local and national demand trends for the sport, including the views of the potential growth by the national governing body.

Definitions for cricket facilities

Ground/pitch

The whole pitch area including the cricket square and outfield.

Square/table

The fine turf area which is specially mown and managed to give a high quality set of strips (often 6, 9 or 12 strips).

Strip

Single strip of natural turf or artificial turf on which the wickets are placed at either end for a single match.

Wicket

The collective name for the 3 stumps and the bails placed at each end of the strip.

Site

The ground plus ancillary facilities such as the club house/pavilion, car parking etc.



Nortoft Partnerships Limited
The Old Barn, Nortoft Cottage, Nortoft, Guilsborough, NN6 8QB
Tel: 01604 586526
Email: info@nortoft.co.uk Web: www.nortoft.co.uk

This page is intentionally left blank